

Sep 18, 2025 - Oct 15, 2025

ESD#5 Operating Funds (Checking Account)

Date	Deposit(Credits)	Checks(Debits)	Balance	Notes	Check #
9/18/2025			\$266,804.01	Opening Balance	
9/19/2025	\$2,889.12		\$269,693.13	BCAD Tax Payment	
10/6/2025	\$546.65		\$270,239.78	BCAD Tax Payment	
9/30/2025	\$8.38		\$270,248.16	Interest Deposit	
9/18/2025		\$200,000.00	\$70,248.16	New Equipment xfer to MM	
10/10/2025		\$23,785.11	\$46,463.05	Sales & Use Tax for SEP	
9/19/2025		\$3,142.00	\$43,321.05	ELBVFD 50th Event/recruitment	xfer from OpFunds
9/19/2025		\$1,858.00	\$41,463.05	ELBVFD 50th Event/recruitment	xfer from OpFunds
10/15/2025		\$52.00	\$41,411.05	Highland Lakes Newspapers	1534
			\$41,411.05		
			\$41,411.05		
			\$41,411.05		
			\$41,411.05		
10/15/2025	\$3,444.15	\$228,837.11	\$41,411.05	Ending Balance	

Retained Revenue (Money Market Account)

Date	Deposit(Credits)	Checks(Debits)	Balance	Notes	Check #
9/18/2025			\$397,429.75	Opening Balance	
9/30/2025	\$377.99		\$397,807.74	Interest Deposit	
9/18/2025	\$200,000.00		\$597,807.74	New Equipment xfer from OpFunds	
9/19/2025	\$5,000.00		\$602,807.74	Event Fund Transactions	
10/15/2025	\$205,377.99		\$602,807.74	Ending Balance	

Retained Revenue Allocations

Date	Purpose	Amount	Balance	Notes	Status
9/18/2025	CASH SAFE-D 6-mo Resv	\$25,000.00	\$25,000.00	Cash Portion SAFE-D 9-mo resv	
	Event Fund Balance	\$4,845.00	\$29,845.00	Current Event Fund Balance	See Bank Statement
	CASH New Equip Fund	\$547,962.74	\$577,807.74		
9/20/2025	CD SAFE-D Interest	\$1,067.63	\$578,875.37	+ CD Quarterly Interest Paid	
	CD SAFE-D 6 month fund	\$105,892.24	\$684,767.61	Balance after SAFE-D 6 month	Mature Mar 20,2026
10/15/2025			\$684,767.61	Ending Balance	

Signed John Manto

Date 2025-10-15

2026 BCAD Estimated Property Taxes -->

\$ 533,920,720 \$ 394,567

BCAD Collection is @ 0.14% \$546.65

BCESD#5 FY-2025/2026 Budget APPROVED 8-27-2025 (NNR)

Rev 1.0 2025-08-27

<i>Expenses through 2025-10-15</i>	SUT Funds	Budget	Expenses	Variance	%
Category	FY-2026	FY-2026	FY-2026		
VFD PAYMENTS		\$ 207,300	\$51,825.00	\$155,475.00	25.00%
NEW EQUIPMENT FUND	\$ 95,000	\$ 120,000		\$120,000.00	0.00%
INFRASTRUCTURE MAINTENANCE	\$ 20,000	\$ 75,000		\$75,000.00	0.00%
ESD SPECIAL PROJECTS		\$ 60,000		\$60,000.00	0.00%
AUDITING		\$ 14,000		\$14,000.00	0.00%
APPRAISAL DISTRICT FEES		\$ 6,300		\$6,300.00	0.00%
GENERAL ADMINISTRATIVE		\$ 5,300	\$52.00	\$5,248.00	0.98%
AWARDS/RECOGNITION/DINNER		\$ 5,000		\$5,000.00	0.00%
BOARD MEMBER TRAINING/TRAVEL		\$ 4,500		\$4,500.00	0.00%
MEMBERSHIPS		\$ 3,600		\$3,600.00	0.00%
COMMUNITY OUTREACH		\$ 3,000		\$3,000.00	0.00%
LEGAL FEES		\$ 3,000		\$3,000.00	0.00%
INSURANCE		\$ 1,200		\$1,200.00	0.00%
OFFICE EQUIPMENT & SUPPLIES		\$ 1,000		\$1,000.00	0.00%
CONTINGENCY FUND/RETAINED REVENUE		\$ 217		\$217.00	0.00%
POST OFFICE BOX & SAFE DEPOSIT BOX RENTAL		\$ 150		\$150.00	0.00%
CAPITAL EQUIPMENT PAYMENTS		\$ -		\$0.00	
VFD BURNET COUNTY FUND REPLACEMENT		\$ -		\$0.00	
DEBT RETIREMENT		\$ -		\$0.00	
RENT		\$ -		\$0.00	
TOTAL:	\$ 115,000	\$ 509,567	\$51,877.00	\$457,690.00	10.18%

Signed



Date 2025-10-15

Sep 18, 2025 - Oct 15, 2025

ESD#5 Operating Funds (Checking Account)

Date	Deposit(Credits)	Checks(Debits)	Balance	Notes	Check #
9/18/2025			\$266,804.01	Opening Balance	
9/19/2025	\$2,889.12		\$269,693.13	BCAD Tax Payment	
10/6/2025	\$546.65		\$270,239.78	BCAD Tax Payment	
9/30/2025	\$8.38		\$270,248.16	Interest Deposit	
9/18/2025		\$200,000.00	\$70,248.16	New Equipment xfer to MM	
10/10/2025	\$23,785.11		\$94,033.27	Sales & Use Tax for SEP	CORRECTION
9/19/2025		\$3,142.00	\$90,891.27	ELBVFD 50th Event/recruitment	xfer from OpFunds
9/19/2025		\$1,858.00	\$89,033.27	ELBVFD 50th Event/recruitment	xfer from OpFunds
10/15/2025		\$52.00	\$88,981.27	Highland Lakes Newspapers	1534
			\$88,981.27		
			\$88,981.27		
			\$88,981.27		
10/15/2025	\$27,229.26	\$205,052.00	\$88,981.27	Ending Balance	

Retained Revenue (Money Market Account)

Date	Deposit(Credits)	Checks(Debits)	Balance	Notes	Check #
9/18/2025			\$397,429.75	Opening Balance	
9/30/2025	\$377.99		\$397,807.74	Interest Deposit	
9/18/2025	\$200,000.00		\$597,807.74	New Equipment xfer from OpFunds	
9/19/2025	\$5,000.00		\$602,807.74	Event Fund Transactions	
10/15/2025	\$205,377.99		\$602,807.74	Ending Balance	

Retained Revenue Allocations

Date	Purpose	Amount	Balance	Notes	Status
9/18/2025	CASH SAFE-D 6-mo Resv	\$25,000.00	\$25,000.00	Cash Portion SAFE-D 9-mo resv	
	Event Fund Balance	\$4,845.00	\$29,845.00	Current Event Fund Balance	See Bank Statement
	CASH New Equip Fund	\$547,962.74	\$577,807.74		
9/20/2025	CD SAFE-D Interest	\$1,067.63	\$578,875.37	+ CD Quarterly Interest Paid	CORRECTION
	CD SAFE-D 6 month fund	\$105,892.24	\$684,767.61	Balance after SAFE-D 6 month	Mature Mar 20,2026
10/15/2025			\$684,767.61	Ending Balance	

Signed John Manto

Date 11/29/2025

Oct 16, 2025 - Nov 19, 2025

ESD#5 Operating Funds (Checking Account)


Date	Deposit(Credits)	Checks(Debits)	Balance	Notes	Check #
10/16/2025			\$88,981.27	Opening Balance	
10/22/2025	\$62.16		\$89,043.43	BCAD Tax Payment	
11/7/2025	\$15,201.49		\$104,244.92	BCAD Tax Payment	
10/31/2025	\$3.48		\$104,248.40	Interest Deposit	
			\$104,248.40		
11/7/2025	\$20,924.97		\$125,173.37	Sales & Use Tax for OCT	
11/19/2025		\$4,320.00	\$120,853.37	Project HVAC	1535
11/19/2025		\$6,282.76	\$114,570.61	BCAD 1,2,3,4 qtr payments	1536
11/19/2025		\$883.02	\$113,687.59	JEM Reimburse for toner, WIX, etc	1537
			\$113,687.59		
			\$113,687.59		
			\$113,687.59		
11/19/2025	\$36,192.10	\$11,485.78	\$113,687.59	Ending Balance	

Retained Revenue (Money Market Account)

Date	Deposit(Credits)	Checks(Debits)	Balance	Notes	Check #
10/16/2025			\$602,807.74	Opening Balance	
10/31/2025	\$501.18		\$603,308.92	Interest Deposit	
			\$603,308.92		
			\$603,308.92		
11/19/2025	\$501.18		\$603,308.92	Ending Balance	

Retained Revenue Allocations

Date	Purpose	Amount	Balance	Notes	Status
10/16/2025	CASH SAFE-D 6-mo Resv	\$25,000.00	\$25,000.00	Cash Portion SAFE-D 9-mo resv	
	CASH New Equip Fund	\$578,308.92	\$603,308.92	Cash Portion New Equip + SAFE-D	
10/19/2025	Event Fund Balance	\$4,845.00	\$608,153.92	Current Event Fund Balance	See Bank Statement
	CD SAFE-D Interest		\$608,153.92	+ CD Quarterly Interest Paid	
	CD SAFE-D 6 month fund	\$106,959.87	\$715,113.79	Balance after SAFE-D 6 month	Mature Mar 20,2026
11/19/2025			\$715,113.79	Ending Balance	

Signed 

Date 11/19/2025

2026 BCAD Estimated Property Taxes -->

\$ 533,920,720 \$ 394,567


BCAD Collection is @ 4.1% \$15810.3

BCESD#5 FY-2025/2026 Budget APPROVED 8-27-2025 (NNR)

Rev 1.0 2025-08-27

<i>Expenses through 2025-11-19</i>	SUT Funds	Budget	Expenses	Variance	%
Category	FY-2026	FY-2026	FY-2026		
VFD PAYMENTS		\$ 207,300	\$51,825.00	\$155,475.00	25.00%
NEW EQUIPMENT FUND	\$ 95,000	\$ 120,000		\$120,000.00	0.00%
INFRASTRUCTURE MAINTENANCE	\$ 20,000	\$ 75,000	\$4,320.00	\$70,680.00	5.76%
ESD SPECIAL PROJECTS		\$ 60,000		\$60,000.00	0.00%
AUDITING		\$ 14,000		\$14,000.00	0.00%
APPRAISAL DISTRICT FEES		\$ 6,300	\$6,282.76	\$17.24	99.73%
GENERAL ADMINISTRATIVE		\$ 5,300	\$340.12	\$4,959.88	6.42%
AWARDS/RECOGNITION/DINNER		\$ 5,000		\$5,000.00	0.00%
BOARD MEMBER TRAINING/TRAVEL		\$ 4,500		\$4,500.00	0.00%
MEMBERSHIPS		\$ 3,600		\$3,600.00	0.00%
COMMUNITY OUTREACH		\$ 3,000		\$3,000.00	0.00%
LEGAL FEES		\$ 3,000		\$3,000.00	0.00%
INSURANCE		\$ 1,200		\$1,200.00	0.00%
OFFICE EQUIPMENT & SUPPLIES		\$ 1,000	\$594.90	\$405.10	59.49%
CONTINGENCY FUND/RETAINED REVENUE		\$ 217		\$217.00	0.00%
POST OFFICE BOX & SAFE DEPOSIT BOX RENTAL		\$ 150		\$150.00	0.00%
<i>CAPITAL EQUIPMENT PAYMENTS</i>		\$ -		\$0.00	
<i>VFD BURNET COUNTY FUND REPLACEMENT</i>		\$ -		\$0.00	
<i>DEBT RETIREMENT</i>		\$ -		\$0.00	
<i>RENT</i>		\$ -		\$0.00	
TOTAL:	\$ 115,000	\$ 509,567	\$63,362.78	\$446,204.22	12.43%

Signed

Date 11/19/2025

Dec 18, 2025 - Jan 21, 2026

ESD#5 Operating Funds (Checking Account)


Date	Deposit(Credits)	Checks(Debits)	Balance	Notes	Check #
12/18/2025			\$107,615.92	Opening Balance	
12/19/2025	\$42,197.38		\$149,813.30	BCAD Tax Payment	
12/31/2025	\$89,505.24		\$239,318.54	BCAD Tax Payment	
12/31/2025	\$6.45		\$239,324.99	Interest Deposit	
1/7/2026	\$22,207.24		\$261,532.23	BCAD Tax Payment	
1/9/2026	\$23,815.21		\$285,347.44	Sales & Use Tax for DEC	
1/19/2026		\$900.00	\$284,447.44	ELBVFD appr dinner HC Buyers	1543
1/21/2026		\$68,106.35	\$216,341.09	Motorola Inv# 8282261053 #8282261513	1544
1/21/2026		\$8,338.16	\$208,002.93	ELBVFD reimb for Moto & Galls	1545
			\$208,002.93		
			\$208,002.93		
			\$208,002.93		
			\$208,002.93		
1/21/2026	\$177,731.52	\$77,344.51	\$208,002.93	Ending Balance	

Retained Revenue (Money Market Account)

Date	Deposit(Credits)	Checks(Debits)	Balance	Notes	Check #
12/18/2025			\$598,800.68	Opening Balance	
12/31/2025	\$508.57		\$599,309.25	Interest Deposit	
1/6/2026		\$278,992.00	\$320,317.25	Cashier Chk for Brush Trk B-6	125665
			\$320,317.25		
1/21/2026	\$508.57		\$320,317.25	Ending Balance	

Retained Revenue Allocations

Date	Purpose	Amount	Balance	Notes	Status
12/18/2025	CASH SAFE-D 6-mo Resv	\$25,000.00	\$25,000.00	Cash Portion SAFE-D 9-mo resv	
	CASH New Equip Fund	\$295,317.25	\$320,317.25	Cash Portion New Equip + SAFE-D	
	Event Fund Balance	\$2,405.79	\$322,723.04	Current Event Fund Balance	See Bank Statement
	CD SAFE-D Interest		\$322,723.04	+ CD Quarterly Interest Paid	
	CD SAFE-D 6 month fund	\$106,959.87	\$429,682.91	Balance after SAFE-D 6 month	Mature Mar 20,2026
1/21/2026			\$429,682.91	Ending Balance	

Signed 

Date 2026/1/21

2026 BCAD Estimated Property Taxes --> \$ 533,920,720 \$ 394,567 BCAD Collection is @ 56.11% \$221410.38

BCESD#5 FY-2025/2026 Budget APPROVED 8-27-2025 (NNR)

Rev 1.0 2025-08-27

<i>Expenses through 2026-01-21</i> Category	SUT Funds FY-2026	Budget FY-2026	Expenses FY-2026	Variance	%
VFD PAYMENTS		\$ 207,300	\$103,650.00	\$103,650.00	50.00%
NEW EQUIPMENT FUND	\$ 95,000	\$ 120,000	\$68,106.35	\$51,893.65	56.76%
INFRASTRUCTURE MAINTENANCE	\$ 20,000	\$ 75,000	\$7,905.02	\$67,094.98	10.54%
ESD SPECIAL PROJECTS		\$ 60,000	\$4,753.14	\$55,246.86	7.92%
AUDITING		\$ 14,000		\$14,000.00	0.00%
APPRAISAL DISTRICT FEES		\$ 6,300	\$6,282.76	\$17.24	99.73%
GENERAL ADMINISTRATIVE		\$ 5,300	\$340.12	\$4,959.88	6.42%
AWARDS/RECOGNITION/DINNER		\$ 5,000	\$2,549.03	\$2,450.97	50.98%
BOARD MEMBER TRAINING/TRAVEL		\$ 4,500		\$4,500.00	0.00%
MEMBERSHIPS		\$ 3,600	\$1,750.00	\$1,850.00	48.61%
COMMUNITY OUTREACH		\$ 3,000		\$3,000.00	0.00%
LEGAL FEES		\$ 3,000		\$3,000.00	0.00%
INSURANCE		\$ 1,200	\$1,091.00	\$109.00	90.92%
OFFICE EQUIPMENT & SUPPLIES		\$ 1,000	\$594.90	\$405.10	59.49%
CONTINGENCY FUND/RETAINED REVENUE		\$ 217		\$217.00	0.00%
POST OFFICE BOX & SAFE DEPOSIT BOX RENTAL		\$ 150		\$150.00	0.00%
CAPITAL EQUIPMENT PAYMENTS		\$ -		\$0.00	
VFD BURNET COUNTY FUND REPLACEMENT		\$ -		\$0.00	
DEBT RETIREMENT		\$ -		\$0.00	
RENT		\$ -		\$0.00	
TOTAL:	\$ 115,000	\$ 509,567	\$197,022.32	\$312,544.68	38.66%

Signed 

Date 2026/01/22

Jan 22, 2026 - Feb 18, 2026

ESD#5 Operating Funds (Checking Account)

Date	Deposit(Credits)	Checks(Debits)	Balance	Notes	Check #
1/22/2026			\$208,002.93	Opening Balance	
1/22/2026	\$64,366.79		\$272,369.72	BCAD Tax Payment	
2/5/2026	\$68,571.98		\$340,941.70	BCAD Tax Payment	
1/31/2026	\$12.43		\$340,954.13	Interest Deposit	
2/6/2026	\$2,425.10		\$343,379.23	ELBVFD deposit from unspent 2025 projects	
2/12/2026	\$31,000.74		\$374,379.97	Sales & Use Tax for JAN	
2/18/2026		\$1,787.19	\$372,592.78	JEM SAFE-D expenses	1546
2/18/2026		\$967.04	\$371,625.74	PK SAFE-D expenses	1547
2/18/2026		\$240.00	\$371,385.74	Clear Memories Inv#56788	1548
2/18/2026		\$525.00	\$370,860.74	Edgar Flowers (Tilley)	1549
			\$370,860.74		
			\$370,860.74		
			\$370,860.74		
2/18/2026	\$166,377.04	\$3,519.23	\$370,860.74	Ending Balance	

Retained Revenue (Money Market Account)

Date	Deposit(Credits)	Checks(Debits)	Balance	Notes	Check #
1/22/2026			\$320,317.25	Opening Balance	
1/31/2026	\$310.27		\$320,627.52	Interest Deposit	
			\$320,627.52		
			\$320,627.52		
2/18/2026	\$310.27		\$320,627.52	Ending Balance	

Retained Revenue Allocations

Date	Purpose	Amount	Balance	Notes	Status
1/22/2026	CASH SAFE-D 6-mo Resv	\$25,000.00	\$25,000.00	Cash Portion SAFE-D 9-mo resv	
	CASH New Equip Fund	\$295,627.52	\$320,627.52	Cash Portion New Equip + SAFE-D	
	Event Fund Balance	\$1,071.88	\$321,699.40	Current Event Fund Balance	See Bank Statement
	CD SAFE-D Interest		\$321,699.40	+ CD Quarterly Interest Paid	
	CD SAFE-D 6 month fund	\$106,959.87	\$428,659.27	Balance after SAFE-D 6 month	Mature Mar 20,2026
2/18/2026			\$428,659.27	Ending Balance	

Signed John Masto

Date 2026/02/18

2026 BCAD Estimated Property Taxes -->

\$ 533,920,720 \$ 394,567

BCAD Collection is @ 89.8% \$354349.15

BCESD#5 FY-2025/2026 Budget APPROVED 8-27-2025 (NNR)

Rev 1.0 2025-08-27

<i>Expenses through 2026-02-18</i>	SUT Funds	Budget	Expenses	Variance	%
Category	FY-2026	FY-2026	FY-2026		
VFD PAYMENTS		\$ 207,300	\$103,650.00	\$103,650.00	50.00%
NEW EQUIPMENT FUND	\$ 95,000	\$ 120,000	\$68,106.35	\$51,893.65	56.76%
INFRASTRUCTURE MAINTENANCE	\$ 20,000	\$ 75,000	\$7,980.74	\$67,019.26	10.64%
ESD SPECIAL PROJECTS		\$ 60,000	\$4,753.14	\$55,246.86	7.92%
AUDITING		\$ 14,000		\$14,000.00	0.00%
APPRAISAL DISTRICT FEES		\$ 6,300	\$6,282.76	\$17.24	99.73%
GENERAL ADMINISTRATIVE		\$ 5,300	\$340.12	\$4,959.88	6.42%
AWARDS/RECOGNITION/DINNER		\$ 5,000	\$3,345.43	\$1,654.57	66.91%
BOARD MEMBER TRAINING/TRAVEL		\$ 4,500	\$2,455.11	\$2,044.89	54.56%
MEMBERSHIPS		\$ 3,600	\$1,750.00	\$1,850.00	48.61%
COMMUNITY OUTREACH		\$ 3,000		\$3,000.00	0.00%
LEGAL FEES		\$ 3,000		\$3,000.00	0.00%
INSURANCE		\$ 1,200	\$1,091.00	\$109.00	90.92%
OFFICE EQUIPMENT & SUPPLIES		\$ 1,000	\$594.90	\$405.10	59.49%
CONTINGENCY FUND/RETAINED REVENUE		\$ 217		\$217.00	0.00%
POST OFFICE BOX & SAFE DEPOSIT BOX RENTAL		\$ 150	\$192.00	(\$42.00)	128.00%
CAPITAL EQUIPMENT PAYMENTS		\$ -		\$0.00	
VFD BURNET COUNTY FUND REPLACEMENT		\$ -		\$0.00	
DEBT RETIREMENT		\$ -		\$0.00	
RENT		\$ -		\$0.00	
TOTAL:	\$ 115,000	\$ 509,567	\$200,541.55	\$309,025.45	39.36%

Signed John Mor

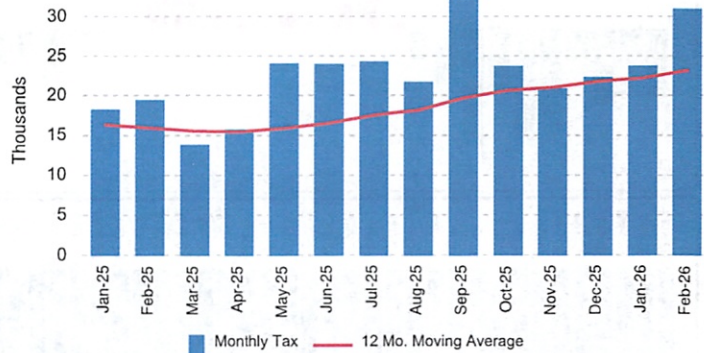
Date 2026/02/18

SALES TAX SNAPSHOT Burnet Co ESD 5 Feb-26

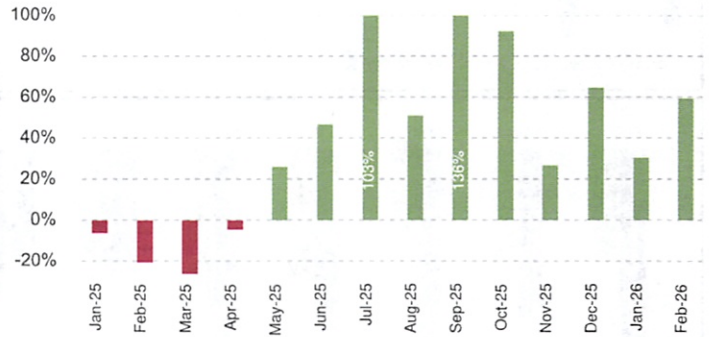
Sales Tax Net Payments

FY Mo.	FY2025	FY2026	YoY % Change
Oct	\$ 12,379	\$ 23,785	92.1%
Nov	\$ 16,506	\$ 20,925	26.8%
Dec	\$ 13,585	\$ 22,363	64.6%
Jan	\$ 18,266	\$ 23,815	30.4%
Feb	\$ 19,467	\$ 31,001	59.2%
Mar	\$ 13,834		
Apr	\$ 15,751		
May	\$ 24,112		
Jun	\$ 24,041		
Jul	\$ 24,366		
Aug	\$ 21,767		
Sep	\$ 32,371		
FYTD	\$ 80,204	\$ 121,889	52.0%
FY Total	\$ 236,444		

Sales Tax Net Payments Trend



Sales Tax Net Payments Change - YoY



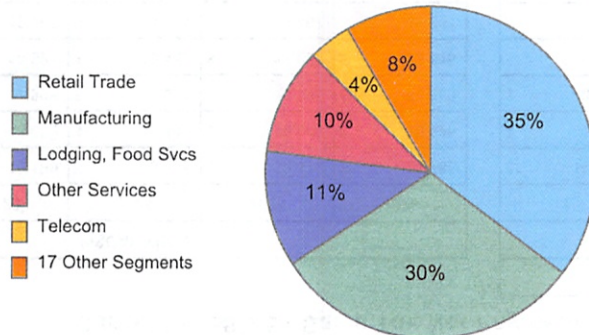
Top 10 Taxpayers

Rank	Company	FYTD Collections	% Total
1	BUCHANAN SEPTIC TANKS INC.		
2	AMAZON.COM SERVICES LLC (MARKETPLACE)		
3	EAGLE MOUNTAIN RANCH LTD.		
4	RICKY L SALEM		
5	AMAZON.COM SERVICES LLC		
6	RRM-CLM SERVICES LLC		
7	PEDERNALES ELECTRIC COOPERATIVE INC.		
8	BROAD STREET ENDEAVORS LLC		
9	APPLE INC.		
10	ROSELL BARAK ASBILL		
Top 10 Companies		\$ 96,112	77.3%
1333	Other Large Companies	\$ 25,890	20.8%
	Small Companies/Other	\$ 1,879	1.5%
	Single Local Tax Rate (SLT)	\$ 467	0.4%
	Total	\$ 124,348	100.0%

Industry Segment Collections Trend - YoY % Chg

SEGMENT	Sep	Oct	Nov	Dec	Jan	Feb
Retail Trade	43.0%	51.9%	13.8%	21.3%	28.8%	17.6%
Manufacturing	3341.0%	1803.2%	752.7%	779.6%	1226.1%	2811.1%
Lodging, Food Svcs	-22.3%	54.0%	-15.2%	32.5%	-14.0%	11.1%
Other Services	-10.2%	-93.1%	-91.6%	13.7%	-65.3%	-81.3%
Telecom	-13.3%	0.9%	-13.6%	3.4%	-25.2%	-20.7%
All Others	47.3%	4.3%	-6.2%	131.7%	-26.5%	-17.0%
Total Collections	139.2%	90.2%	24.6%	66.2%	29.9%	60.0%

Sales Tax Collections by Industry Segment



**Burnet Co ESD 5
TOP 30 COMPANIES RANK and CHANGE SUMMARY
Feb-26**

Fiscal Year: Oct-Sep

Rank*	Company	NAICS Key	Prior	Current	Change \$	Change %	Current
			Fiscal YTD Sales Tax Collections	Fiscal YTD Sales Tax Collections			Fiscal YTD % Total Collections
1	BUCHANAN SEPTIC TANKS INC.	5					
2	AMAZON.COM SERVICES LLC (MARKETPLACE)	9					
3	EAGLE MOUNTAIN RANCH LTD.	22					
4	RICKY L SALEM	23					
5	AMAZON.COM SERVICES LLC	9					
6	RRM-CLM SERVICES LLC	9					
7	PEDERNALES ELECTRIC COOPERATIVE INC.	3					
8	BROAD STREET ENDEAVORS LLC	9					
9	APPLE INC.	5					
10	ROSELL BARAK ASBILL	23					
TOP 10 LARGE** COMPANIES			58,575	96,112	37,536	64.1%	77.3%
11	GOPI GROUP LLC	22					
12	EBAY INC.	9					
13	CELLCO PARTNERSHIP DBA VERIZON WIRELESS	12					
14	VANISHING TEXAS TOURS INC.	10					
15	SPIDER MOUNTAIN DEVELOPMENT GROUP LLC	22					
16	NEW CINGULAR WIRELESS PCS LLC	12					
17	COVERSTAR CENTRAL INC.	9					
18	DISH NETWORK L.L.C.	12					
19	NORMAN E TYLER	18					
20	JONATHAN S VERNON	18					
21	THE SHADE STORE LLC	9					
22	DOM'S TRAILER REPAIR LLC	23					
23	WASTE MANAGEMENT OF TEXAS INC.	18					
24	AQUA SPHERE INC.	8					
25	FRONTIER SOUTHWEST INCORPORATED	12					
26	WHATNOT INC.	11					
27	SIRIUS XM RADIO INC.	12					
28	MICROSOFT CORPORATION	11					
29	APEX DRILLING INC.	4					
30	CHRONOTRACK ADMINISTRATOR LLC	16					
TOP 30 LARGE COMPANIES			70,255	111,898	41,643	59.3%	90.0%
TOP 100 LARGE COMPANIES			76,201	117,631	41,431	54.4%	94.6%
1,242 OTHER LARGE COMPANIES			4,323	4,371	48	1.1%	3.5%
SMALL COMPANIES \& OTHER			398	718	320	80.4%	0.6%
SINGLE LOCAL TAX RATE COLLECTIONS (SLT)			1,037	1,628	590	56.9%	1.3%
TOTAL COLLECTIONS			81,959	124,348	42,389	51.7%	100.0%
STATE COMPTROLLER FEES			1,755	2,458	703	40.1%	2.0%
NET PAYMENTS			80,204	121,889	41,686	52.0%	98.0%

* Ranked by Total of Last Fiscal Year + Current Fiscal YTD
 ** Businesses whose detailed sales tax data is available

**Burnet Co ESD 5
INDUSTRY SEGMENT RANK & CHANGE
Feb-26**

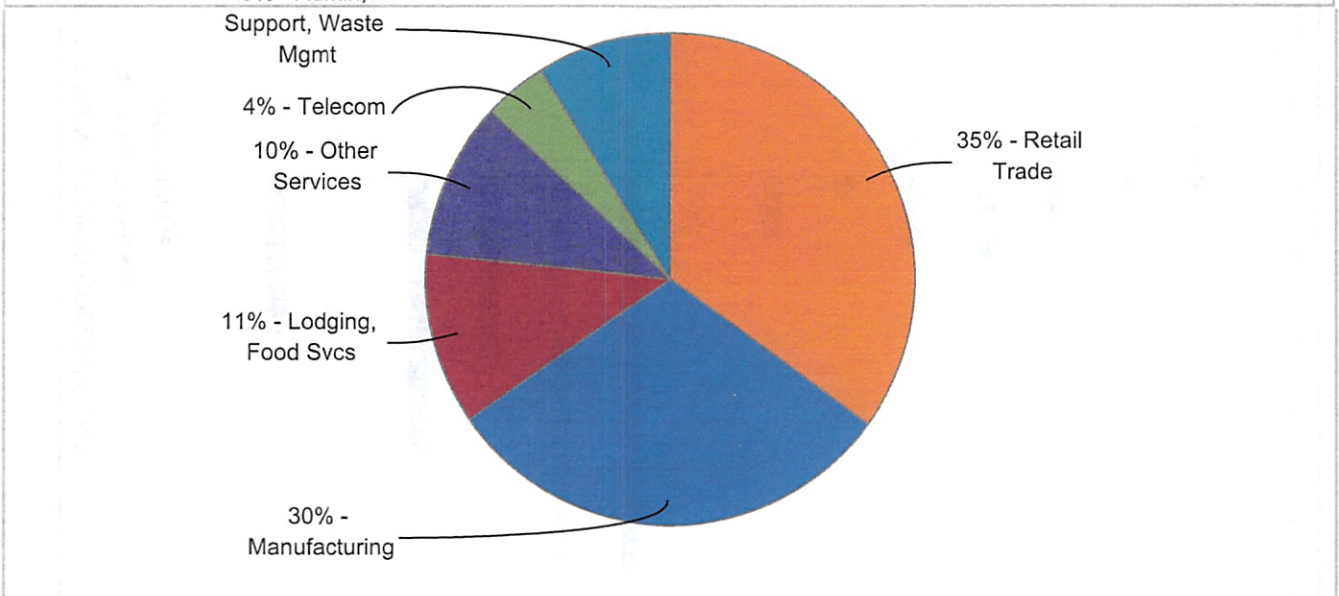
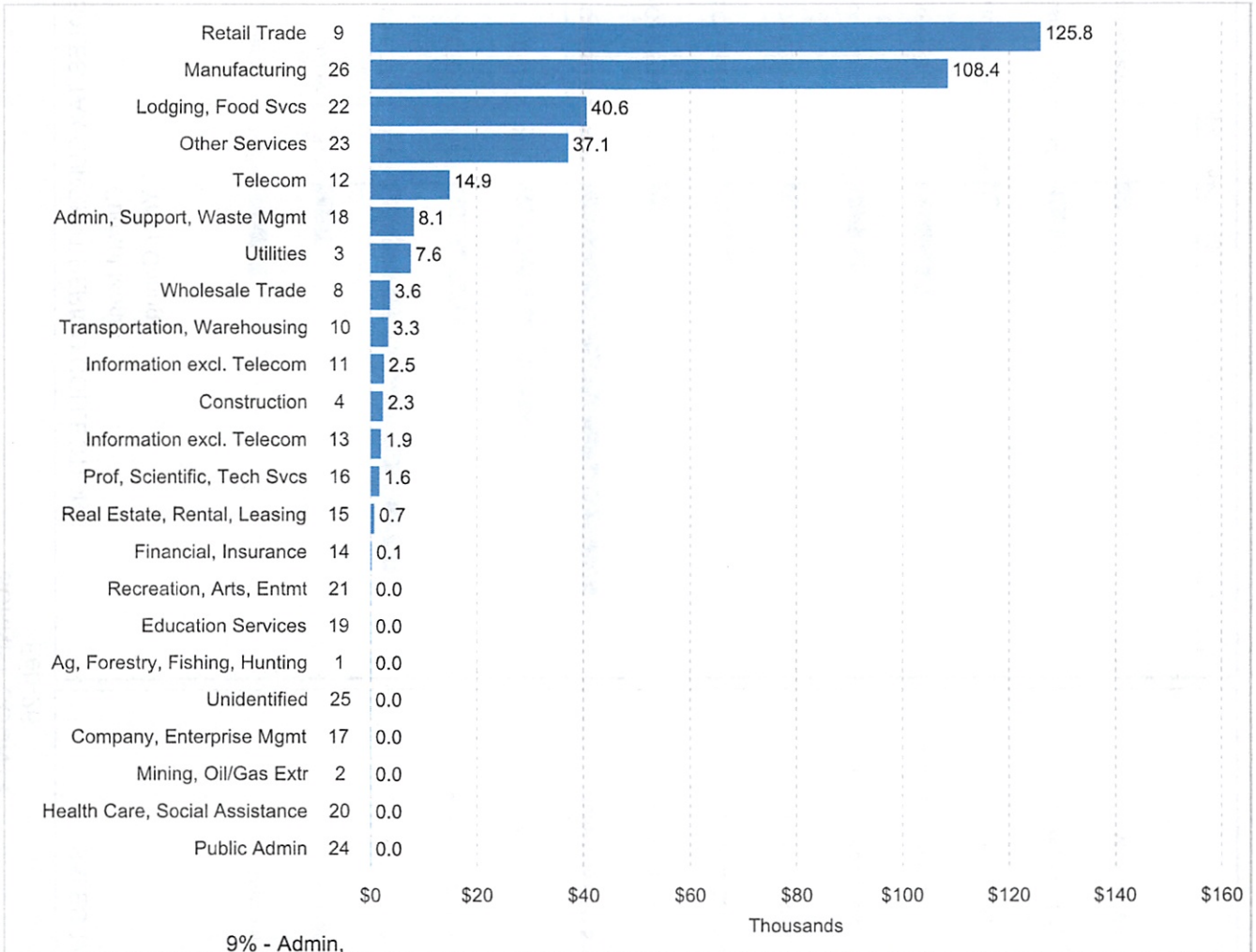
Fiscal Year: Oct-Sep

INDUSTRY SEGMENT*	% Total Current YTD Collections	Prior Fiscal YTD Sales Tax Collections	Current Fiscal YTD Sales Tax Collections	Change	
				\$	%
Retail Trade	35.5%	34,520	43,307	8,787	25.5%
Manufacturing	38.7%	3,321	47,184	43,863	1320.9%
Lodging, Food Svcs	10.4%	11,764	12,690	926	7.9%
Other Services	4.2%	16,702	5,077	(11,625)	-69.6%
Telecom	3.3%	4,550	3,972	(578)	-12.7%
Top 5	92.0%	70,857	112,231	41,374	58.4%
Admin, Support, Waste Mgmt	1.5%	2,292	1,803	(489)	-21.3%
Utilities	1.9%	2,575	2,360	(215)	-8.3%
Information excl. Telecom	0.9%	1,008	1,157	149	14.8%
Wholesale Trade	1.0%	1,502	1,194	(308)	-20.5%
Transportation, Warehousing	1.1%	698	1,311	613	87.8%
Construction	0.5%	1,110	623	(487)	-43.9%
Prof, Scientific, Tech Svcs	0.9%	180	1,071	891	494.6%
Real Estate, Rental, Leasing	0.2%	206	193	(13)	-6.4%
Financial, Insurance	0.0%	77	22	(56)	-71.7%
Recreation, Arts, Entmt	0.0%	8	31	22	270.3%
Education Services	0.0%	5	4	(1)	-19.0%
Ag, Forestry, Fishing, Hunting	0.0%	5	2	(3)	-63.5%
Unidentified	0.0%		2	2	0.0%
Company, Enterprise Mgmt	0.0%				0.0%
Public Admin	0.0%				0.0%
Mining, Oil/Gas Extr	0.0%				0.0%
Health Care, Social Assistance	0.0%				0.0%
All Other	8.0%	9,666	9,771	105	1.1%
TOTAL COLLECTIONS	100.0%	80,523	122,002	41,479	51.5%

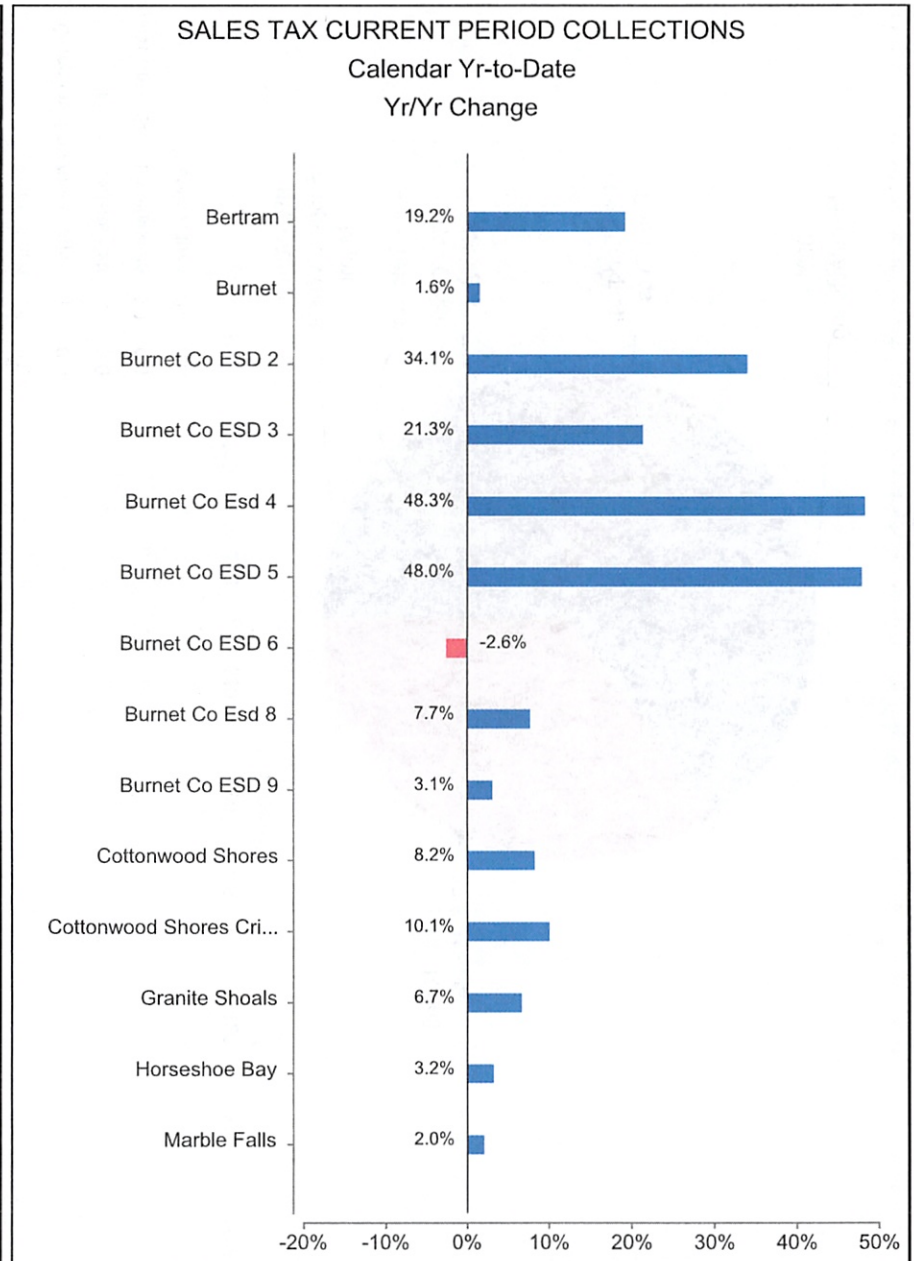
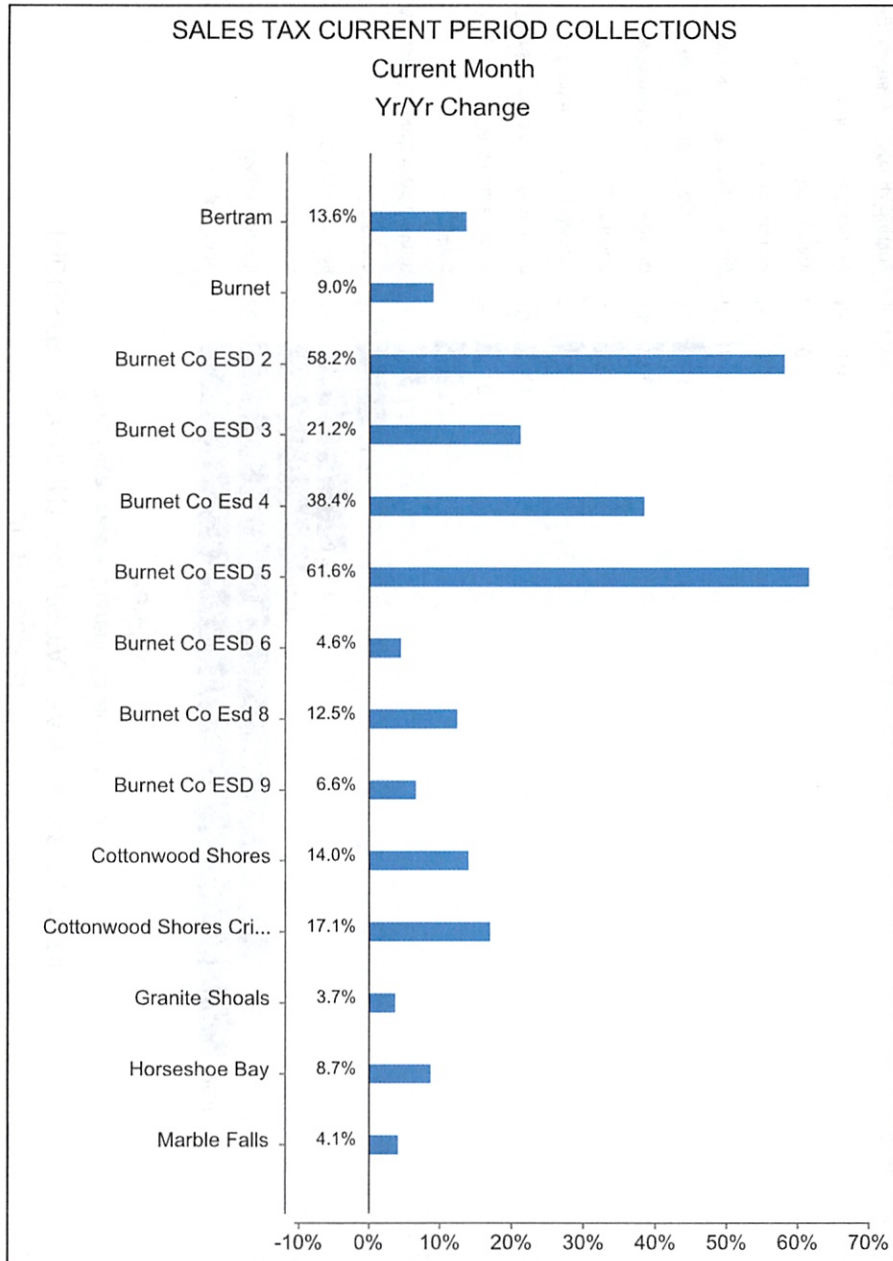
INDUSTRY SEGMENT	% Change from same month Prior Year					
	Sep	Oct	Nov	Dec	Jan	Feb
Retail Trade	43.0%	51.9%	13.8%	21.3%	28.8%	17.6%
Manufacturing	3341.0%	1803.2%	752.7%	779.6%	1226.1%	2811.1%
Lodging, Food Svcs	-22.3%	54.0%	-15.2%	32.5%	-14.0%	11.1%
Other Services	-10.2%	-93.1%	-91.6%	13.7%	-65.3%	-81.3%
Telecom	-13.3%	0.9%	-13.6%	3.4%	-25.2%	-20.7%
All Others	47.3%	4.3%	-6.2%	131.7%	-26.5%	-17.0%
TOTAL COLLECTIONS	139.2%	90.2%	24.6%	66.2%	29.9%	60.0%

* Ranked by Current + Prior YTD Collections

Burnet Co ESD 5
INDUSTRY SEGMENT SALES TAX RANK & DISTRIBUTION
(Prior Fiscal Year + Current Fiscal Year-to-Date)
Feb-26



HdL Companies
SALES TAX TREND
BURNET COUNTY
 Feb-26



Feb 19, 2026 - Mar 18, 2026

ESD#5 Operating Funds (Checking Account)


Date	Deposit(Credits)	Checks(Debits)	Balance	Notes	Check #
2/19/2026			\$370,860.74	Opening Balance	
2/20/2026	\$41,049.03		\$411,909.77	BCAD Tax Payment	
3/5/2026	\$2,860.22		\$414,769.99	BCAD Tax Payment	
2/28/2026	\$13.94		\$414,783.93	Interest Deposit	
2/19/2026		\$1,059.80	\$413,724.13	BradB SAFE-D expense	1550
3/13/2026	\$21,559.88		\$435,284.01	Sales & Use Tax for FEB	
2/20/2026		\$756.03	\$434,527.98	SarahR SAFE-D expense	1551
2/20/2026		\$1,438.99	\$433,088.99	ELBVFD reimburse for med supplies	1552
2/20/2026		\$5,000.00	\$428,088.99	Bank xfer to Debit Card Event	
3/18/2026		\$1,000.00	\$427,088.99	BradB 50th event music reimburse	1553
3/18/2026		\$51,825.00	\$375,263.99	ELBVFD 3rd Qtr Payment FY-26	1554
3/18/2026		\$300.00	\$374,963.99	Burns Anderson Jury & Brenner	1555
			\$374,963.99		
3/18/2026	\$65,483.07	\$61,379.82	\$374,963.99	Ending Balance	

Retained Revenue (Money Market Account)

Date	Deposit(Credits)	Checks(Debits)	Balance	Notes	Check #
2/19/2026			\$320,627.52	Opening Balance	
2/28/2026	\$245.96		\$320,873.48	Interest Deposit	
			\$320,873.48		
			\$320,873.48		
3/18/2026	\$245.96		\$320,873.48	Ending Balance	

Retained Revenue Allocations

Date	Purpose	Amount	Balance	Notes	Status
2/19/2026	CASH SAFE-D 6-mo Resv	\$25,000.00	\$25,000.00	Cash Portion SAFE-D 9-mo resv	
	CASH New Equip Fund	\$295,873.48	\$320,873.48	Cash Portion New Equip + SAFE-D	
	Event Fund Balance	\$4,713.36	\$325,586.84	Current Event Fund Balance	See Bank Statement
	CD SAFE-D Interest		\$325,586.84	+ CD Quarterly Interest Paid	
	CD SAFE-D 6 month fund	\$106,959.87	\$432,546.71	Balance after SAFE-D 6 month	Mature Mar 20,2026
3/18/2026			\$432,546.71	Ending Balance	

Signed 

Date 3/18/2026

2026 BCAD Estimated Property Taxes -->

\$ 533,920,720 \$ 394,567


BCAD Collection is @ 90.53% \$357209.37

BCESD#5 FY-2025/2026 Budget APPROVED 8-27-2025 (NNR)

Rev 1.0 2025-08-27

<i>Expenses through 2026-03-18</i>	SUT Funds	Budget	Expenses	Variance	%
Category	FY-2026	FY-2026	FY-2026		
VFD PAYMENTS		\$ 207,300	\$155,475.00	\$51,825.00	75.00%
NEW EQUIPMENT FUND	\$ 95,000	\$ 120,000	\$68,106.35	\$51,893.65	56.76%
INFRASTRUCTURE MAINTENANCE	\$ 20,000	\$ 75,000	\$9,419.73	\$65,580.27	12.56%
ESD SPECIAL PROJECTS		\$ 60,000	\$10,753.14	\$49,246.86	17.92%
AUDITING		\$ 14,000		\$14,000.00	0.00%
APPRAISAL DISTRICT FEES		\$ 6,300	\$6,282.76	\$17.24	99.73%
GENERAL ADMINISTRATIVE		\$ 5,300	\$340.12	\$4,959.88	6.42%
AWARDS/RECOGNITION/DINNER		\$ 5,000	\$3,345.43	\$1,654.57	66.91%
BOARD MEMBER TRAINING/TRAVEL		\$ 4,500	\$4,270.94	\$229.06	94.91%
MEMBERSHIPS		\$ 3,600	\$1,750.00	\$1,850.00	48.61%
COMMUNITY OUTREACH		\$ 3,000		\$3,000.00	0.00%
LEGAL FEES		\$ 3,000	\$300.00	\$2,700.00	10.00%
INSURANCE		\$ 1,200	\$1,091.00	\$109.00	90.92%
OFFICE EQUIPMENT & SUPPLIES		\$ 1,000	\$594.90	\$405.10	59.49%
CONTINGENCY FUND/RETAINED REVENUE		\$ 217		\$217.00	0.00%
POST OFFICE BOX & SAFE DEPOSIT BOX RENTAL		\$ 150	\$192.00	(\$42.00)	128.00%
CAPITAL EQUIPMENT PAYMENTS		\$ -		\$0.00	
VFD BURNET COUNTY FUND REPLACEMENT		\$ -		\$0.00	
DEBT RETIREMENT		\$ -		\$0.00	
RENT		\$ -		\$0.00	
TOTAL:	\$ 115,000	\$ 509,567	\$261,921.37	\$247,645.63	51.40%

Signed



Date

3/18/2026

Mar 19, 2026 - Apr 15, 2026

ESD#5 Operating Funds (Checking Account)


Date	Deposit(Credits)	Checks(Debits)	Balance	Notes	Check #
3/19/2026			\$374,963.99	Opening Balance	
3/19/2026	\$3,609.07		\$378,573.06	BCAD Tax Payment	
4/6/2026	\$3,132.89		\$381,705.95	BCAD Tax Payment	
3/31/2026	\$17.00		\$381,722.95	Interest Deposit	
			\$381,722.95		
4/9/2026	\$21,385.15		\$403,108.10	Sales & Use Tax for MAR	
4/13/2026	\$828.27		\$403,936.37	2025 excess BCAD funds	19266
4/15/2026		\$6,500.00	\$397,436.37	ORW BCESD-5 2025 Audit	1556
			\$397,436.37		
			\$397,436.37		
			\$397,436.37		
			\$397,436.37		
4/15/2026	\$28,972.38	\$6,500.00	\$397,436.37	Ending Balance	

Retained Revenue (Money Market Account)

Date	Deposit(Credits)	Checks(Debits)	Balance	Notes	Check #
3/19/2026			\$320,873.48	Opening Balance	
3/31/2026	\$271.23		\$321,144.71	Interest Deposit	
3/31/2026		\$47,331.44	\$273,813.27	Cashier Chk for Med/Command vehi	na
			\$273,813.27		
4/15/2026	\$271.23		\$273,813.27	Ending Balance	

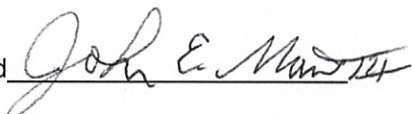
Retained Revenue Allocations

Date	Purpose	Amount	Balance	Notes	Status
3/19/2026	CASH SAFE-D 6-mo Resv	\$25,000.00	\$25,000.00	Cash Portion SAFE-D 9-mo resv	
	CASH New Equip Fund	\$248,813.27	\$273,813.27	Cash Portion New Equip + SAFE-D	
4/13/2026	Event Fund Balance	\$4,713.36	\$278,526.63	Current Event Fund Balance	See Bank Statement
	CD SAFE-D Interest		\$278,526.63	+ CD Quarterly Interest Paid	
	CD SAFE-D 6 month fund	\$109,092.01	\$387,618.64	Balance after SAFE-D 6 month	Mature Mar 20,2027
4/15/2026			\$387,618.64	Ending Balance	

Signed 

Date 2026/04/15

2026 BCAD Estimated Property Taxes -->		\$ 533,920,720	\$ 394,567	BCAD Collection is @ 95.64% \$377388.67		
BCESD#5 FY-2025/2026 Budget APPROVED 8-27-2025 (NNR)					Rev 1.0 2025-08-27	
Expenses through 2026-04-15		SUT Funds	Budget	Expenses	Variance	%
Category		FY-2026	FY-2026	FY-2026		
VFD PAYMENTS			\$ 207,300	\$155,475.00	\$51,825.00	75.00%
NEW EQUIPMENT FUND		\$ 95,000	\$ 120,000	\$115,437.79	\$4,562.21	96.20%
INFRASTRUCTURE MAINTENANCE		\$ 20,000	\$ 75,000	\$9,419.73	\$65,580.27	12.56%
ESD SPECIAL PROJECTS			\$ 60,000	\$10,753.14	\$49,246.86	17.92%
AUDITING			\$ 14,000	\$6,500.00	\$7,500.00	46.43%
APPRAISAL DISTRICT FEES			\$ 6,300	\$6,282.76	\$17.24	99.73%
GENERAL ADMINISTRATIVE			\$ 5,300	\$340.12	\$4,959.88	6.42%
AWARDS/RECOGNITION/DINNER			\$ 5,000	\$3,345.43	\$1,654.57	66.91%
BOARD MEMBER TRAINING/TRAVEL			\$ 4,500	\$4,270.94	\$229.06	94.91%
MEMBERSHIPS			\$ 3,600	\$1,750.00	\$1,850.00	48.61%
COMMUNITY OUTREACH			\$ 3,000		\$3,000.00	0.00%
LEGAL FEES			\$ 3,000	\$300.00	\$2,700.00	10.00%
INSURANCE			\$ 1,200	\$1,091.00	\$109.00	90.92%
OFFICE EQUIPMENT & SUPPLIES			\$ 1,000	\$594.90	\$405.10	59.49%
CONTINGENCY FUND/RETAINED REVENUE			\$ 217		\$217.00	0.00%
POST OFFICE BOX & SAFE DEPOSIT BOX RENTAL			\$ 150	\$192.00	(\$42.00)	128.00%
CAPITAL EQUIPMENT PAYMENTS			\$ -		\$0.00	
VFD BURNET COUNTY FUND REPLACEMENT			\$ -		\$0.00	
DEBT RETIREMENT			\$ -		\$0.00	
RENT			\$ -		\$0.00	
TOTAL:		\$ 115,000	\$ 509,567	\$315,752.81	\$193,814.19	61.96%

Signed 

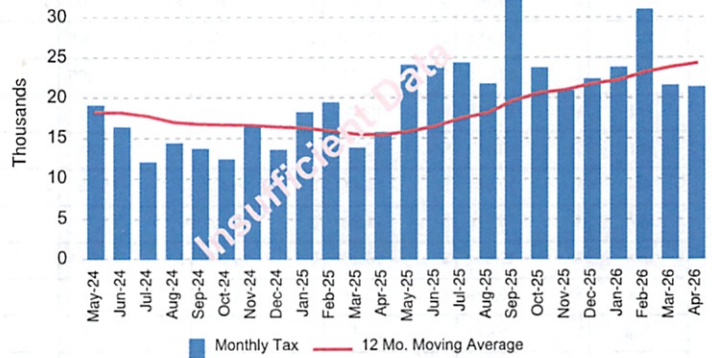
Date 2026/04/15

SALES TAX SNAPSHOT Burnet Co ESD 5 Apr-26

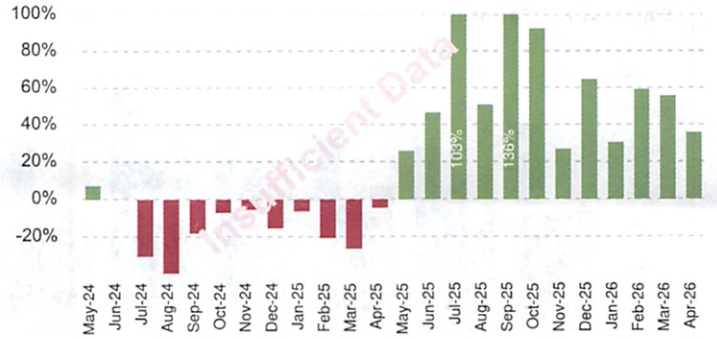
Sales Tax Net Payments

FY Mo.	FY2025	FY2026	YoY % Change
Oct	\$ 12,379	\$ 23,785	92.1%
Nov	\$ 16,506	\$ 20,925	26.8%
Dec	\$ 13,585	\$ 22,363	64.6%
Jan	\$ 18,266	\$ 23,815	30.4%
Feb	\$ 19,467	\$ 31,001	59.2%
Mar	\$ 13,834	\$ 21,560	55.9%
Apr	\$ 15,751	\$ 21,385	35.8%
May	\$ 24,112		
Jun	\$ 24,041		
Jul	\$ 24,366		
Aug	\$ 21,767		
Sep	\$ 32,371		
FYTD	\$ 109,788	\$ 164,834	50.1%
FY Total	\$ 236,444		

Sales Tax Net Payments Trend



Sales Tax Net Payments Change - YoY



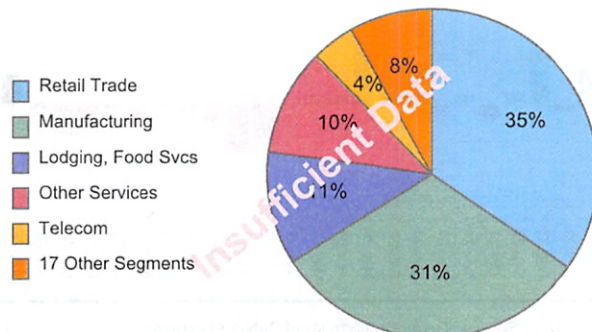
Top 10 Taxpayers

Rank	Company	FYTD Collections	% Total
1	BUCHANAN SEPTIC TANKS INC.		
2	AMAZON.COM SERVICES LLC (MARKETPLACE)		
3	EAGLE MOUNTAIN RANCH LTD.		
4	RICKY L SALEM		
5	AMAZON.COM SERVICES LLC		
6	RRM-CLM SERVICES LLC		
7	PEDERNALES ELECTRIC COOPERATIVE INC.		
8	APPLE INC.		
9	BROAD STREET ENDEAVORS LLC		
10	ROSELL BARAK ASBILL		
Top 10 Companies		\$ 114,256	68.0%
1374 Other Large Companies		\$ 29,283	17.4%
Small Companies/Other		\$ 24,160	14.4%
Single Local Tax Rate (SLT)		\$ 271	0.2%
Total		\$ 167,970	100.0%

Industry Segment Collections Trend - YoY % Chg

SEGMENT	Nov	Dec	Jan	Feb	Mar	Apr
Retail Trade	13.8%	21.3%	28.8%	17.5%	6.1%	-100.0%
Manufacturing	752.7%	773.6%	1226.1%	2812.4%	248.1%	-100.0%
Lodging, Food Svcs	-15.2%	32.5%	-14.0%	11.1%	28.6%	-100.0%
Other Services	-21.6%	13.7%	-65.3%	-81.3%	6.5%	-100.0%
Telecom	-13.6%	3.4%	-25.2%	-20.7%	-23.2%	-100.0%
All Others	-6.2%	131.7%	-26.5%	-17.0%	22.8%	-100.0%
Total Collections	24.6%	66.2%	29.9%	60.0%	56.2%	-100.0%

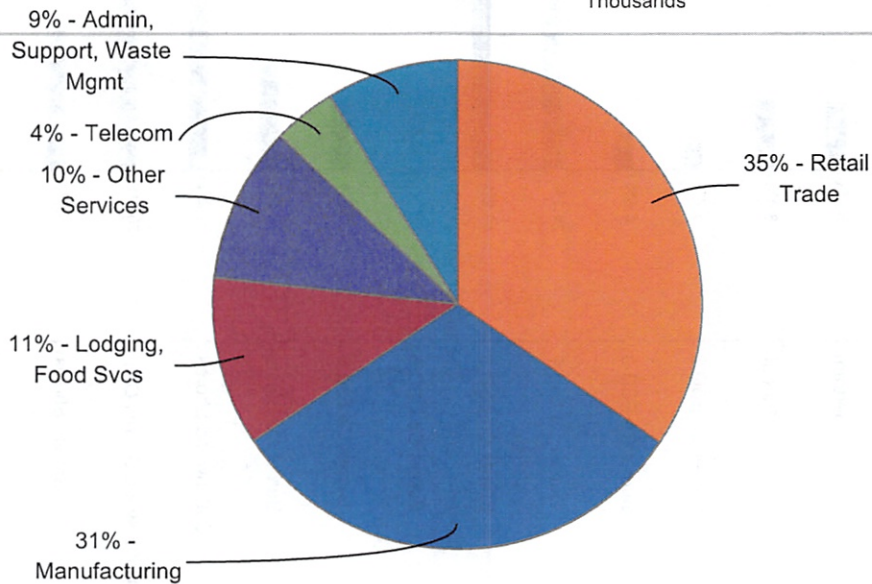
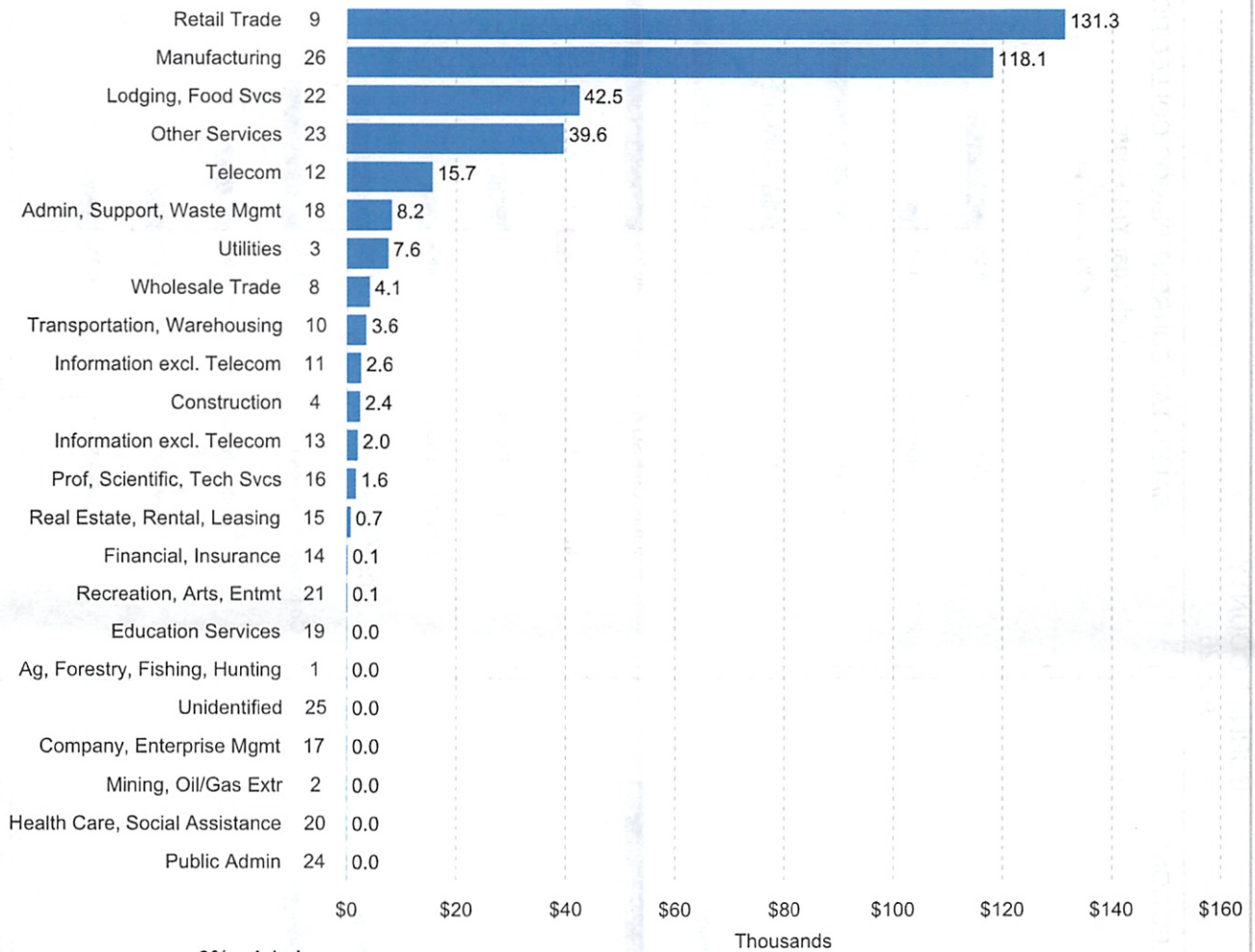
Sales Tax Collections by Industry Segment



Burnet Co ESD 5 INDUSTRY SEGMENT SALES TAX RANK & DISTRIBUTION

(Prior Fiscal Year + Current Fiscal Year-to-Date)

Apr-26



HdL Companies
SALES TAX TREND
BURNET COUNTY
 Apr-26

