

Sep 19, 2024 - Oct 16, 2024

### ESD#5 Operating Funds (Checking Account)

Date	Deposit(Credits)	Checks(Debits)	Balance	Notes	Check #
9/19/2024			\$72,152.55	Opening Balance	
9/19/2024	\$649.88		\$72,802.43	BCAD Tax Payment 2024-09-19	
9/19/2024	\$174,467.00		\$247,269.43	Xfer from MM to cover Brush Truck	
9/30/2024	\$7.28		\$247,276.71	Interest Deposit	
10/4/2024	\$126.83		\$247,403.54	BCAD Tax Payment 2024-10-04	
10/11/2024	\$12,379.04		\$259,782.58	SUT 2024-Oct	
10/16/2024		\$52.00	\$259,730.58	Highlander newspaper ad	1505
10/16/2024		\$695.98	\$259,034.60	ELBVFD purchase of TV/Stand	1506
			\$259,034.60		
			\$259,034.60		
			\$259,034.60		
			\$259,034.60		
10/16/2024	\$187,630.03	\$747.98	\$259,034.60	Ending Balance	

### Retained Revenue (Money Market Account)

Date	Deposit(Credits)	Checks(Debits)	Balance	Notes	Check #
9/19/2024			\$250,004.79	Opening Balance	
9/30/2024	\$74.06		\$250,078.85	Interest Deposit	
9/19/2024		\$174,467.00	\$75,611.85	Xfer to OpFunds to cover Brush trk	
			\$75,611.85		
10/16/2024	\$74.06		\$75,611.85	Ending Balance	

### Retained Revenue Allocations

Date	Purpose	Amount	Balance	Notes	Status
9/19/2024	CASH SAFE-D 6-mo Resv	\$25,000.00	\$25,000.00	Cash Portion SAFE-D <b>6-mo resv</b>	Updated
	CASH New Equip Fund	\$50,611.85	\$75,611.85	Cash Portion New Equip + SAFE-D	
			\$75,611.85		
9/20/2024	CD SAFE-D Interest	\$1,211.59	\$76,823.44	+ CD Quarterly Interest Paid	9/20/2024
	CD SAFE-D 6 month fund	\$101,197.26	\$178,020.70	Balance after SAFE-D 6 month	Mature Mar 20,2025
10/16/2024			\$178,020.70	Ending Balance	

Signed *John E. Mantel III*

Date 2024/10/16

**BCESD#5 FY-2024/2025 Budget Approved 2024-08-28**

Rev 1.0 2024-08-28

Expenses through 2024-10-16 Category	SUT Funds FY-2025	Budget FY-2025	Expenses FY-2025	Variance	%
VFD PAYMENTS		\$ 184,950	\$46,237.50	\$138,712.50	25.00%
NEW EQUIPMENT FUND	\$ 95,000	\$ 120,000		\$120,000.00	0.00%
INFRASTRUCTURE MAINTENANCE	\$ 20,000	\$ 75,000		\$75,000.00	0.00%
ESD SPECIAL PROJECTS		\$ 70,000	\$695.98	\$69,304.02	0.99%
AUDITING		\$ 12,000		\$12,000.00	0.00%
APPRAISAL DISTRICT FEES		\$ 6,100		\$6,100.00	0.00%
AWARDS/RECOGNITION/DINNER		\$ 5,000		\$5,000.00	0.00%
BOARD MEMBER TRAINING/TRAVEL		\$ 4,500		\$4,500.00	0.00%
COMMUNITY OUTREACH		\$ 4,000		\$4,000.00	0.00%
LEGAL FEES		\$ 3,000		\$3,000.00	0.00%
GENERAL ADMINISTRATIVE		\$ 3,000	\$52.00	\$2,948.00	1.73%
MEMBERSHIPS		\$ 1,700		\$1,700.00	0.00%
INSURANCE		\$ 1,200		\$1,200.00	0.00%
OFFICE EQUIPMENT & SUPPLIES		\$ 1,000		\$1,000.00	0.00%
CONTINGENCY FUND/RETAINED REVENUE		\$ 3,142		\$3,142.00	0.00%
POST OFFICE BOX & SAFE DEPOSIT BOX RENTAL		\$ 150		\$150.00	0.00%
CAPITAL EQUIPMENT PAYMENTS		\$ -		\$0.00	
VFD BURNET COUNTY FUND REPLACEMENT		\$ -		\$0.00	
DEBT RETIREMENT	\$ -	\$ -		\$0.00	
RENT		\$ -		\$0.00	
<b>TOTAL:</b>	\$ 115,000	\$ 494,742	\$46,985.48	\$447,756.52	9.50%

Signed 

Date 2024/10/16

Oct 17, 2024 - Nov 20, 2024

**ESD#5 Operating Funds (Checking Account)**

Date	Deposit(Credits)	Checks(Debits)	Balance	Notes	Check #
10/17/2024			\$259,034.60	Opening Balance	
10/21/2024	\$1,996.51		\$261,031.11	BCAD Tax Payment 2024-10-21	
			\$261,031.11		
10/31/2024	\$10.88		\$261,041.99	Interest Deposit	
11/7/2024	\$17,836.21		\$278,878.20	BCAD Tax Payment 2024-11-07	
11/8/2024	\$16,506.05		\$295,384.25	SUT 2024-Nov	
11/20/2024		\$1,681.25	\$293,703.00	SAFE-D Membership Level-3	1507
			\$293,703.00		
			\$293,703.00		
			\$293,703.00		
			\$293,703.00		
			\$293,703.00		
11/20/2024	\$36,349.65	\$1,681.25	\$293,703.00	Ending Balance	

**Retained Revenue (Money Market Account)**

Date	Deposit(Credits)	Checks(Debits)	Balance	Notes	Check #
10/17/2024			\$75,611.85	Opening Balance	
10/31/2024	\$32.11		\$75,643.96	Interest Deposit	
			\$75,643.96		
			\$75,643.96		
11/20/2024	\$32.11		\$75,643.96	Ending Balance	

**Retained Revenue Allocations**

Date	Purpose	Amount	Balance	Notes	Status
10/17/2024	CASH SAFE-D 6-mo Resv	\$25,000.00	\$25,000.00	Cash Portion SAFE-D 9-mo resv	
	CASH New Equip Fund	\$50,643.96	\$75,643.96	Cash Portion New Equip + SAFE-D	
			\$75,643.96		
	CD SAFE-D Interest		\$75,643.96	+ CD Quarterly Interest Paid	
	CD SAFE-D 6 month fund	\$102,408.85	\$178,052.81	Balance after SAFE-D 6 month	Mature Mar 20,2025
11/20/2024			\$178,052.81	Ending Balance	

Signed John E. Mantel

Date 2024/11/20

**BCESD#5 FY-2024/2025 Budget Approved 2024-08-28**

Rev 1.0 2024-08-28

Expenses through 2024-11-20 Category	SUT Funds FY-2025	Budget FY-2025	Expenses FY-2025	Variance	%
VFD PAYMENTS		\$ 184,950	\$46,237.50	\$138,712.50	25.00%
NEW EQUIPMENT FUND	\$ 95,000	\$ 120,000		\$120,000.00	0.00%
INFRASTRUCTURE MAINTENANCE	\$ 20,000	\$ 75,000		\$75,000.00	0.00%
ESD SPECIAL PROJECTS		\$ 70,000	\$695.98	\$69,304.02	0.99%
AUDITING		\$ 12,000		\$12,000.00	0.00%
APPRAISAL DISTRICT FEES		\$ 6,100		\$6,100.00	0.00%
AWARDS/RECOGNITION/DINNER		\$ 5,000		\$5,000.00	0.00%
BOARD MEMBER TRAINING/TRAVEL		\$ 4,500		\$4,500.00	0.00%
COMMUNITY OUTREACH		\$ 4,000		\$4,000.00	0.00%
LEGAL FEES		\$ 3,000		\$3,000.00	0.00%
GENERAL ADMINISTRATIVE		\$ 3,000	\$52.00	\$2,948.00	1.73%
MEMBERSHIPS		\$ 1,700	\$1,681.25	\$18.75	98.90%
INSURANCE		\$ 1,200		\$1,200.00	0.00%
OFFICE EQUIPMENT & SUPPLIES		\$ 1,000		\$1,000.00	0.00%
CONTINGENCY FUND/RETAINED REVENUE		\$ 3,142		\$3,142.00	0.00%
POST OFFICE BOX & SAFE DEPOSIT BOX RENTAL		\$ 150		\$150.00	0.00%
CAPITAL EQUIPMENT PAYMENTS		\$ -		\$0.00	
VFD BURNET COUNTY FUND REPLACEMENT		\$ -		\$0.00	
DEBT RETIREMENT	\$ -	\$ -		\$0.00	
RENT		\$ -		\$0.00	
<b>TOTAL:</b>	\$ 115,000	\$ 494,742	\$48,666.73	\$446,075.27	9.84%

Signed John E. Mantel

Date 2024/11/20

Nov 21, 2024 - Dec 18, 2024

**ESD#5 Operating Funds (Checking Account)**

Date	Deposit(Credits)	Checks(Debits)	Balance	Notes	Check #
11/21/2024			\$293,703.00	Opening Balance	
11/21/2024	\$12,669.81		\$306,372.81	BCAD Tax Payment	
			\$306,372.81		
11/30/2024	\$12.00		\$306,384.81	Interest Deposit	
12/5/2024	\$9,576.70		\$315,961.51	BCAD Tax Payment	
12/13/2024	\$13,585.30		\$329,546.81	SUT 2024-Nov	
12/18/2024		\$1,386.25	\$328,160.56	JEM reimburse for ELBVFD shirts	1508
12/18/2024		\$46,237.50	\$281,923.06	ELBVFD 2nd Qtr EARLY Payment F	1509
12/18/2024		\$6,096.20	\$275,826.86	BCAD qrtly 1/2/3/4 payments	1510
12/18/2024		\$991.00	\$274,835.86	VFIS	1511
			\$274,835.86		
			\$274,835.86		
			\$274,835.86		
12/18/2024	\$35,843.81	\$54,710.95	\$274,835.86	Ending Balance	

**Retained Revenue (Money Market Account)**

Date	Deposit(Credits)	Checks(Debits)	Balance	Notes	Check #
11/21/2024			\$75,643.96	Opening Balance	
11/30/2024	\$31.09		\$75,675.05	Interest Deposit	
			\$75,675.05		
			\$75,675.05		
12/18/2024	\$31.09		\$75,675.05	Ending Balance	

**Retained Revenue Allocations**

Date	Purpose	Amount	Balance	Notes	Status
11/21/2024	CASH SAFE-D 6-mo Resv	\$25,000.00	\$25,000.00	Cash Portion SAFE-D 9-mo resv	
	CASH New Equip Fund	\$50,675.05	\$75,675.05	Cash Portion New Equip + SAFE-D	
			\$75,675.05		
	CD SAFE-D Interest		\$75,675.05	+ CD Quarterly Interest Paid	
	CD SAFE-D 6 month fund	\$100,000.00	\$175,675.05	Balance after SAFE-D 6 month	Mature Mar 20,2025
12/18/2024			\$175,675.05	Ending Balance	

Signed John Monte

Date 2024/12/18

**BCESD#5 FY-2024/2025 Budget Approved 2024-08-28**

Rev 1.0 2024-08-28

<i>Expenses through 2024-12-18</i>		SUT Funds	Budget	Expenses		
Category		FY-2025	FY-2025	FY-2025	Variance	%
VFD PAYMENTS			\$ 184,950	\$92,475.00	\$92,475.00	50.00%
NEW EQUIPMENT FUND	\$ 95,000	\$ 120,000			\$120,000.00	0.00%
INFRASTRUCTURE MAINTENANCE	\$ 20,000	\$ 75,000			\$75,000.00	0.00%
ESD SPECIAL PROJECTS		\$ 70,000	\$695.98		\$69,304.02	0.99%
AUDITING		\$ 12,000			\$12,000.00	0.00%
APPRAISAL DISTRICT FEES		\$ 6,100	\$6,096.20		\$3.80	99.94%
AWARDS/RECOGNITION/DINNER		\$ 5,000	\$1,386.25		\$3,613.75	27.73%
BOARD MEMBER TRAINING/TRAVEL		\$ 4,500			\$4,500.00	0.00%
COMMUNITY OUTREACH		\$ 4,000			\$4,000.00	0.00%
LEGAL FEES		\$ 3,000			\$3,000.00	0.00%
GENERAL ADMINISTRATIVE		\$ 3,000	\$52.00		\$2,948.00	1.73%
MEMBERSHIPS		\$ 1,700	\$1,681.25		\$18.75	98.90%
INSURANCE		\$ 1,200	\$991.00		\$209.00	82.58%
OFFICE EQUIPMENT & SUPPLIES		\$ 1,000			\$1,000.00	0.00%
CONTINGENCY FUND/RETAINED REVENUE		\$ 3,142			\$3,142.00	0.00%
POST OFFICE BOX & SAFE DEPOSIT BOX RENTAL		\$ 150			\$150.00	0.00%
CAPITAL EQUIPMENT PAYMENTS		\$ -			\$0.00	
VFD BURNET COUNTY FUND REPLACEMENT		\$ -			\$0.00	
DEBT RETIREMENT	\$ -	\$ -			\$0.00	
RENT		\$ -			\$0.00	
<b>TOTAL:</b>	\$ 115,000	\$ 494,742	\$103,377.68	\$391,364.32		20.90%

Signed John E. Manta

Date 2024/12/18

Dec 19, 2024 - Jan 15, 2025

**ESD#5 Operating Funds (Checking Account)**


Date	Deposit(Credits)	Checks(Debits)	Balance	Notes	Check #
12/19/2024			\$274,835.86	Opening Balance	
12/19/2024	\$20,161.69		\$294,997.55	BCAD Tax Payment 2024-12-19	
1/2/2025	\$84,497.09		\$379,494.64	BCAD Tax Payment 2025-01-02	
12/31/2024	\$13.84		\$379,508.48	Interest Deposit	
1/7/2025	\$39,301.90		\$418,810.38	BCAD Tax Payment 2025-01-07	
1/10/2025	\$18,266.02		\$437,076.40	SUT 2024-Dec	
1/15/2025		\$764.11	\$436,312.29	JEM reimburse for patches, packs	1512
1/15/2025		\$200,000.00	\$236,312.29	Xfer to MM account	na
			\$236,312.29		
			\$236,312.29		
			\$236,312.29		
			\$236,312.29		
1/15/2025	\$162,240.54	\$200,764.11	\$236,312.29	Ending Balance	

**Retained Revenue (Money Market Account)**

Date	Deposit(Credits)	Checks(Debits)	Balance	Notes	Check #
12/19/2024			\$75,675.05	Opening Balance	
12/31/2024	\$32.13		\$75,707.18	Interest Deposit	
1/15/2025	\$200,000.00		\$275,707.18	Xfer from Operating Funds	na
			\$275,707.18		
1/15/2025	\$200,032.13		\$275,707.18	Ending Balance	

**Retained Revenue Allocations**

Date	Purpose	Amount	Balance	Notes	Status
12/19/2024	CASH SAFE-D 6-mo Resv	\$25,000.00	\$25,000.00	Cash Portion SAFE-D 9-mo resv	
	CASH New Equip Fund	\$250,707.18	\$275,707.18	Cash Portion New Equip + SAFE-D	
			\$275,707.18		
	CD SAFE-D Interest		\$275,707.18	+ CD Quarterly Interest Paid	
	CD SAFE-D 6 month fund	\$100,000.00	\$375,707.18	Balance after SAFE-D 6 month	Mature Mar 20,2025
1/15/2025			\$375,707.18	Ending Balance	

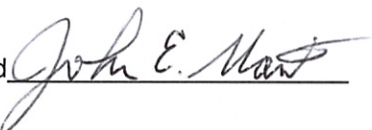
Signed 

Date 2025-01-15

**BCESD#5 FY-2024/2025 Budget Approved 2024-08-28**

Rev 1.0 2024-08-28

<i>Expenses through 2025-01-15</i>	SUT Funds	Budget	Expenses		
Category	FY-2025	FY-2025	FY-2025	Variance	%
VFD PAYMENTS		\$ 184,950	\$92,475.00	\$92,475.00	50.00%
NEW EQUIPMENT FUND	\$ 95,000	\$ 120,000		\$120,000.00	0.00%
INFRASTRUCTURE MAINTENANCE	\$ 20,000	\$ 75,000		\$75,000.00	0.00%
ESD SPECIAL PROJECTS		\$ 70,000	\$695.98	\$69,304.02	0.99%
AUDITING		\$ 12,000		\$12,000.00	0.00%
APPRAISAL DISTRICT FEES		\$ 6,100	\$6,096.20	\$3.80	99.94%
AWARDS/RECOGNITION/DINNER		\$ 5,000	\$2,150.36	\$2,849.64	43.01%
BOARD MEMBER TRAINING/TRAVEL		\$ 4,500		\$4,500.00	0.00%
COMMUNITY OUTREACH		\$ 4,000		\$4,000.00	0.00%
LEGAL FEES		\$ 3,000		\$3,000.00	0.00%
GENERAL ADMINISTRATIVE		\$ 3,000	\$52.00	\$2,948.00	1.73%
MEMBERSHIPS		\$ 1,700	\$1,681.25	\$18.75	98.90%
INSURANCE		\$ 1,200	\$991.00	\$209.00	82.58%
OFFICE EQUIPMENT & SUPPLIES		\$ 1,000		\$1,000.00	0.00%
CONTINGENCY FUND/RETAINED REVENUE		\$ 3,142		\$3,142.00	0.00%
POST OFFICE BOX & SAFE DEPOSIT BOX RENTAL		\$ 150		\$150.00	0.00%
CAPITAL EQUIPMENT PAYMENTS		\$ -		\$0.00	
VFD BURNET COUNTY FUND REPLACEMENT		\$ -		\$0.00	
DEBT RETIREMENT	\$ -	\$ -		\$0.00	
RENT		\$ -		\$0.00	
<b>TOTAL:</b>	\$ 115,000	\$ 494,742	\$104,141.79	\$390,600.21	21.05%

Signed 

Date 2025-01-15

Jan 16, 2025 - Feb 19, 2025

**ESD#5 Operating Funds (Checking Account)**

Date	Deposit(Credits)	Checks(Debits)	Balance	Notes	Check #
1/16/2025			\$236,312.29	Opening Balance	
1/17/2025	\$50,888.28		\$287,200.57	BCAD Tax Payment 2025-1-22	
			\$287,200.57		
1/31/2025	\$13.92		\$287,214.49	Interest Deposit	
2/6/2025	\$75,208.10		\$362,422.59	BCAD Tax Payment 2025-02-06	
2/14/2025	\$19,467.11		\$381,889.70	SUT 2025-Feb	
2/19/2025		\$1,033.13	\$380,856.57	Remimburse JEM for ELBVFD	1513
			\$380,856.57		
			\$380,856.57		
			\$380,856.57		
			\$380,856.57		
			\$380,856.57		
2/19/2025	\$145,577.41	\$1,033.13	\$380,856.57	Ending Balance	

**Retained Revenue (Money Market Account)**

Date	Deposit(Credits)	Checks(Debits)	Balance	Notes	Check #
1/16/2025			\$275,707.18	Opening Balance	
1/31/2025	\$78.73		\$275,785.91	Interest Deposit	
			\$275,785.91		
			\$275,785.91		
2/19/2025	\$78.73		\$275,785.91	Ending Balance	

**Retained Revenue Allocations**

Date	Purpose	Amount	Balance	Notes	Status
1/16/2025	CASH SAFE-D 6-mo Resv	\$25,000.00	\$25,000.00	Cash Portion SAFE-D 9-mo resv	
	CASH New Equip Fund	\$250,785.91	\$275,785.91	Cash Portion New Equip + SAFE-D	
			\$275,785.91		
	CD SAFE-D Interest	\$3,621.62	\$279,407.53	+ CD Quarterly Interest Paid	x3 as of 12/20/24
	CD SAFE-D 6 month fund	\$100,000.00	\$379,407.53	Balance after SAFE-D 6 month	Mature Mar 20,2025
2/19/2025			\$379,407.53	Ending Balance	

Signed John E. Murto III

Date 2025/02/19

**BCESD#5 FY-2024/2025 Budget Approved 2024-08-28**

Rev 1.0 2024-08-28

<i>Expenses through 2025-02-19</i>	SUT Funds	Budget	Expenses		
Category	FY-2025	FY-2025	FY-2025	Variance	%
VFD PAYMENTS		\$ 184,950	\$92,475.00	\$92,475.00	50.00%
NEW EQUIPMENT FUND	\$ 95,000	\$ 120,000		\$120,000.00	0.00%
INFRASTRUCTURE MAINTENANCE	\$ 20,000	\$ 75,000		\$75,000.00	0.00%
ESD SPECIAL PROJECTS		\$ 70,000	\$695.98	\$69,304.02	0.99%
AUDITING		\$ 12,000		\$12,000.00	0.00%
APPRAISAL DISTRICT FEES		\$ 6,100	\$6,096.20	\$3.80	99.94%
AWARDS/RECOGNITION/DINNER		\$ 5,000	\$2,982.93	\$2,017.07	59.66%
BOARD MEMBER TRAINING/TRAVEL		\$ 4,500		\$4,500.00	0.00%
COMMUNITY OUTREACH		\$ 4,000		\$4,000.00	0.00%
LEGAL FEES		\$ 3,000		\$3,000.00	0.00%
GENERAL ADMINISTRATIVE		\$ 3,000	\$52.00	\$2,948.00	1.73%
MEMBERSHIPS		\$ 1,700	\$1,681.25	\$18.75	98.90%
INSURANCE		\$ 1,200	\$991.00	\$209.00	82.58%
OFFICE EQUIPMENT & SUPPLIES		\$ 1,000	\$18.56	\$981.44	1.86%
CONTINGENCY FUND/RETAINED REVENUE		\$ 3,142		\$3,142.00	0.00%
POST OFFICE BOX & SAFE DEPOSIT BOX RENTAL		\$ 150	\$182.00	(\$32.00)	121.33%
CAPITAL EQUIPMENT PAYMENTS		\$ -		\$0.00	
VFD BURNET COUNTY FUND REPLACEMENT		\$ -		\$0.00	
DEBT RETIREMENT	\$ -	\$ -		\$0.00	
RENT		\$ -		\$0.00	
<b>TOTAL:</b>	\$ 115,000	\$ 494,742	\$105,174.92	\$389,567.08	21.26%

Signed John E. Manto III

Date 2025/02/19

Feb 20, 2025 - Mar 19, 2025

### ESD#5 Operating Funds (Checking Account)


Date	Deposit(Credits)	Checks(Debits)	Balance	Notes	Check #
2/20/2025			\$380,856.57	Opening Balance	
2/21/2025	\$42,446.30		\$423,302.87	BCAD Tax Payment 2025-02-21	
			\$423,302.87	BCAD Tax Payment 2025-01-02	
2/28/2025	\$14.24		\$423,317.11	Interest Deposit	
3/6/2025	\$3,018.86		\$426,335.97	BCAD Tax Payment 2025-03-06	
3/14/2025	\$13,833.69		\$440,169.66	SUT 2025-Mar	
2/21/2025		\$277.53	\$439,892.13	Sarah appreciation dinner	1514
3/19/2025		\$359.88	\$439,532.25	Tilley T-Shirts	1515
3/19/2025		\$46,237.50	\$393,294.75	ELBVFD 3rd Qtr EARLY Payment FY	1516
3/19/2025		\$1,900.00	\$391,394.75	Diversified Mach. For Boat lights	1517
			\$391,394.75		
			\$391,394.75		
			\$391,394.75		
3/19/2025	\$59,313.09	\$48,774.91	\$391,394.75	Ending Balance	

### Retained Revenue (Money Market Account)

Date	Deposit(Credits)	Checks(Debits)	Balance	Notes	Check #
2/20/2025			\$275,785.91	Opening Balance	
2/28/2025	\$105.78		\$275,891.69	Interest Deposit	
			\$275,891.69		
			\$275,891.69		
3/19/2025	\$105.78		\$275,891.69	Ending Balance	

### Retained Revenue Allocations

Date	Purpose	Amount	Balance	Notes	Status
2/20/2025	CASH SAFE-D 6-mo Resv	\$25,000.00	\$25,000.00	Cash Portion SAFE-D 9-mo resv	
	CASH New Equip Fund	\$250,891.69	\$275,891.69	Cash Portion New Equip + SAFE-D	
			\$275,891.69		
	CD SAFE-D Interest		\$275,891.69	+ CD Quarterly Interest Paid	
	CD SAFE-D 6 month fund	\$103,621.62	\$379,513.31	Balance after SAFE-D 6 month	Mature Mar 20,2025
3/19/2025			\$379,513.31	Ending Balance	

Signed 

Date 3/9/2025

**BCESD#5 FY-2024/2025 Budget Approved 2024-08-28**

Rev 1.0 2024-08-28

<i>Expenses through 2025-03-19</i>	SUT Funds	Budget	Expenses		
Category	FY-2025	FY-2025	FY-2025	Variance	%
VFD PAYMENTS		\$ 184,950	\$138,712.50	\$46,237.50	75.00%
NEW EQUIPMENT FUND	\$ 95,000	\$ 120,000		\$120,000.00	0.00%
INFRASTRUCTURE MAINTENANCE	\$ 20,000	\$ 75,000	\$1,900.00	\$73,100.00	2.53%
ESD SPECIAL PROJECTS		\$ 70,000	\$695.98	\$69,304.02	0.99%
AUDITING		\$ 12,000		\$12,000.00	0.00%
APPRAISAL DISTRICT FEES		\$ 6,100	\$6,096.20	\$3.80	99.94%
AWARDS/RECOGNITION/DINNER		\$ 5,000	\$3,620.34	\$1,379.66	72.41%
BOARD MEMBER TRAINING/TRAVEL		\$ 4,500		\$4,500.00	0.00%
COMMUNITY OUTREACH		\$ 4,000		\$4,000.00	0.00%
LEGAL FEES		\$ 3,000		\$3,000.00	0.00%
GENERAL ADMINISTRATIVE		\$ 3,000	\$52.00	\$2,948.00	1.73%
MEMBERSHIPS		\$ 1,700	\$1,681.25	\$18.75	98.90%
INSURANCE		\$ 1,200	\$991.00	\$209.00	82.58%
OFFICE EQUIPMENT & SUPPLIES		\$ 1,000	\$18.56	\$981.44	1.86%
CONTINGENCY FUND/RETAINED REVENUE		\$ 3,142		\$3,142.00	0.00%
POST OFFICE BOX & SAFE DEPOSIT BOX RENTAL		\$ 150	\$182.00	(\$32.00)	121.33%
CAPITAL EQUIPMENT PAYMENTS		\$ -		\$0.00	
VFD BURNET COUNTY FUND REPLACEMENT		\$ -		\$0.00	
DEBT RETIREMENT	\$ -	\$ -		\$0.00	
RENT		\$ -		\$0.00	
<b>TOTAL:</b>	\$ 115,000	\$ 494,742	\$153,949.83	\$340,792.17	31.12%

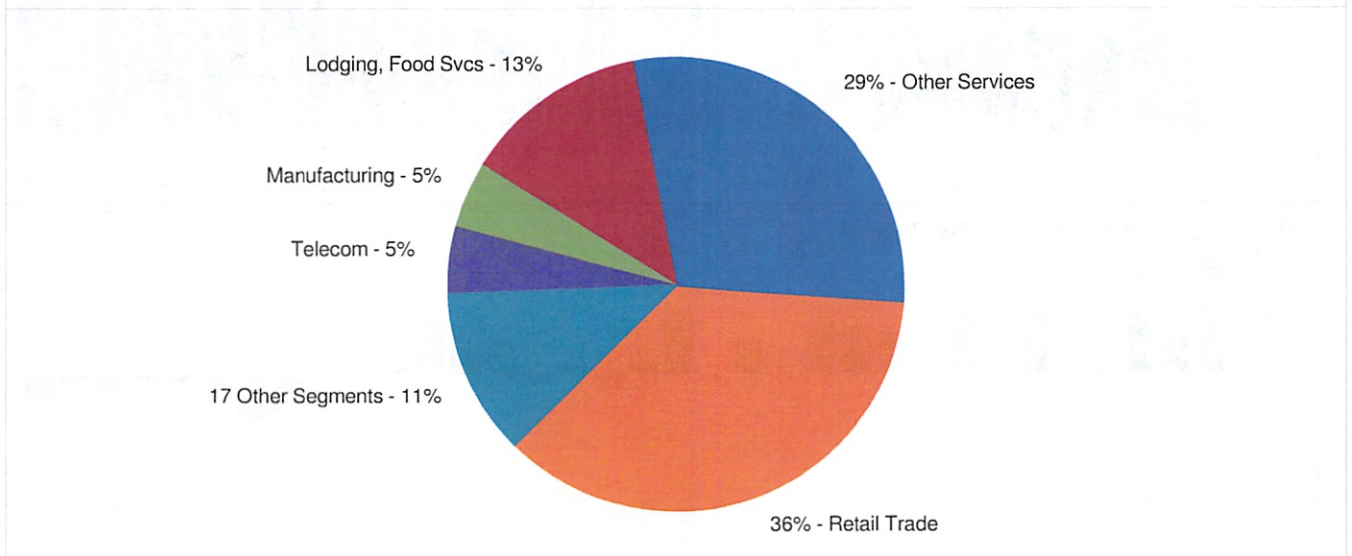
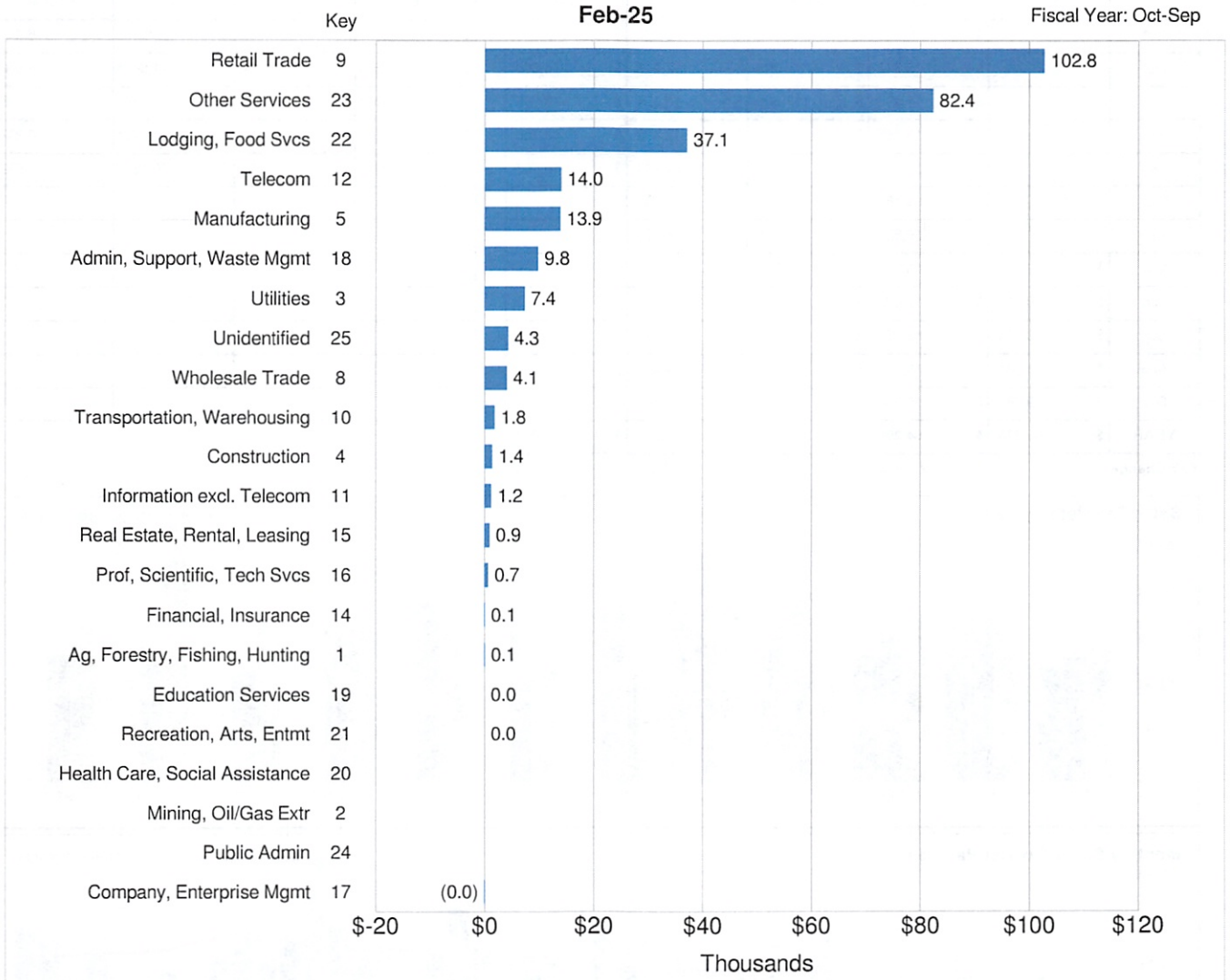
Signed John Mast

Date 3/19/2025

HdL Companies  
**Burnet Co ESD 5**

**INDUSTRY SEGMENT SALES TAX RANK & DISTRIBUTION**

(Prior Fiscal Year + Current Fiscal Year-to-Date)





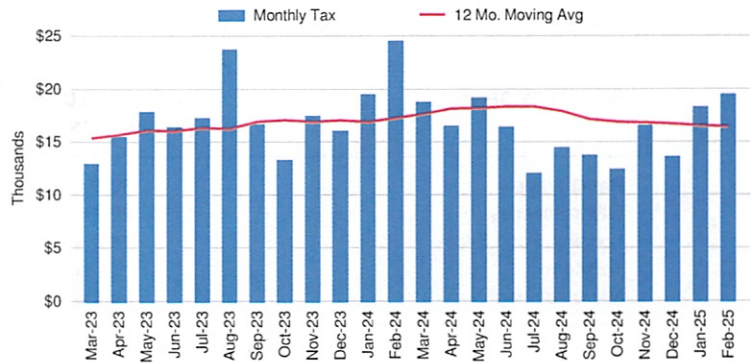
HdL Companies  
**SALES TAX SNAPSHOT**  
 Burnet Co ESD 5

Feb-25

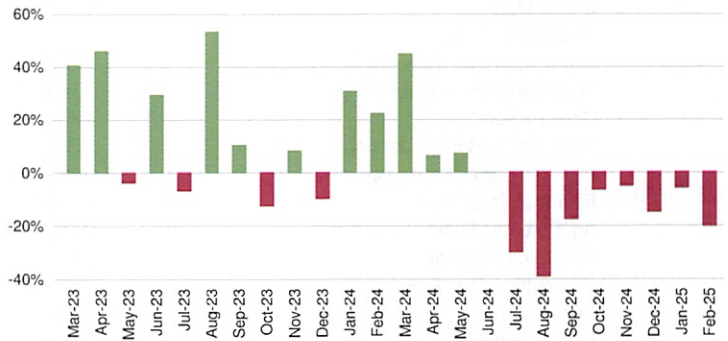
**Sales Tax Net Payments**

FY Mo.	FY2024	FY2025	YoY % Change
Oct	\$ 13,283	\$ 12,379	-6.8%
Nov	\$ 17,445	\$ 16,506	-5.4%
Dec	\$ 16,024	\$ 13,585	-15.2%
Jan	\$ 19,462	\$ 18,266	-6.1%
Feb	\$ 24,481	\$ 19,467	-20.5%
Mar	\$ 18,733		
Apr	\$ 16,473		
May	\$ 19,137		
Jun	\$ 16,385		
Jul	\$ 12,027		
Aug	\$ 14,417		
Sep	\$ 13,707		
FYTD	\$ 90,694	\$ 80,204	-11.6%
FY Total	\$ 201,573		

**Sales Tax Net Payments Trend**



**Sales Tax Net Payments Change - YoY**



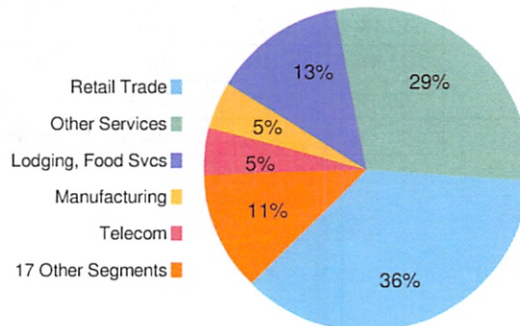
**Top 10 Taxpayers**

Rank	Company	FYTD Collections	% Total
1	RICKY L SALEM		
2	AMAZON.COM SERVICES INC (MARKETPLACE)		
3	EAGLE MOUNTAIN RANCH LTD.		
4	AMAZON.COM SERVICES LLC		
5	RRM-CLM SERVICES LLC		
6	PEDERNALES ELECTRIC COOPERATIVE INC.		
7	APPLE INC.		
8	ROSELL BARAK ASBILL		
9	EBAY INC.		
10	NORMAN E TYLER		
Top 10 Companies		\$ 57,540	70.2%
1286 Other Large Companies		\$ 22,976	28.0%
Small Companies/Other		\$ 405	0.5%
Single Local Tax Rate (SLT)		\$ 1,037	1.3%
Total		\$ 81,959	100.0%

**Industry Segment Collections Trend - YoY % Chg**

SEGMENT	Sep	Oct	Nov	Dec	Jan	Feb
Retail Trade	-2.0%	1.8%	12.1%	6.2%	8.1%	11.3%
Other Services	-13.3%	-49.7%	-44.5%	-68.4%	-36.0%	-56.1%
Lodging, Food Svcs	-16.9%	42.7%	32.1%	-7.7%	44.4%	10.9%
Telecom	10.4%	15.6%	35.9%	7.2%	44.4%	11.2%
Manufacturing	-11.6%	7.1%	128.0%	38.5%	-74.7%	-82.0%
All Others	-60.5%	84.1%	0.6%	161.3%	128.4%	31.9%
Total Collections	-17.7%	-8.3%	-5.3%	-16.4%	-6.2%	-20.6%

**Sales Tax Collections by Industry Segment**



**Burnet Co ESD 5  
INDUSTRY SEGMENT RANK & CHANGE**

Feb-25

Fiscal Year: Oct-Sep

INDUSTRY SEGMENT*	% Total Current YTD Collections	Prior Fiscal YTD Sales Tax Collections	Current Fiscal YTD Sales Tax Collections	Change	
				\$	%
Retail Trade	39.1%	29,104	31,502	2,398	8.2%
Other Services	20.7%	34,215	16,702	(17,513)	-51.2%
Lodging, Food Svcs	14.6%	9,481	11,764	2,283	24.1%
Telecom	5.7%	3,713	4,550	837	22.5%
Manufacturing	4.1%	6,606	3,336	(3,270)	-49.5%
<b>Top 5</b>	<b>84.3%</b>	<b>83,120</b>	<b>67,854</b>	<b>(15,266)</b>	<b>-18.4%</b>
Admin, Support, Waste Mgmt	2.8%	2,951	2,254	(697)	-23.6%
Utilities	3.2%	2,594	2,575	(19)	-0.7%
Unidentified	3.7%	314	2,996	2,682	855.3%
Wholesale Trade	1.8%	950	1,489	539	56.7%
Information excl. Telecom	1.3%	573	1,016	444	77.5%
Transportation, Warehousing	0.9%	353	724	371	105.1%
Construction	1.4%	81	1,110	1,029	1273.6%
Real Estate, Rental, Leasing	0.3%	363	206	(157)	-43.3%
Prof, Scientific, Tech Svcs	0.3%	153	219	66	42.9%
Financial, Insurance	0.1%	13	58	45	343.0%
Ag, Forestry, Fishing, Hunting	0.0%	53	2	(51)	-96.0%
Education Services	0.0%	2	5	2	115.0%
Recreation, Arts, Entmt	0.0%	6	8	3	48.3%
Public Admin	0.0%				0.0%
Mining, Oil/Gas Extr	0.0%				0.0%
Health Care, Social Assistance	0.0%				0.0%
Company, Enterprise Mgmt	0.0%	(36)		36	-100.0%
<b>All Other</b>	<b>15.7%</b>	<b>8,369</b>	<b>12,662</b>	<b>4,293</b>	<b>51.3%</b>
<b>TOTAL COLLECTIONS</b>	<b>100.0%</b>	<b>91,489</b>	<b>80,516</b>	<b>(10,973)</b>	<b>-12.0%</b>

INDUSTRY SEGMENT	% Change from same month Prior Year					
	Sep	Oct	Nov	Dec	Jan	Feb
Retail Trade	-2.0%	1.8%	12.1%	6.2%	8.1%	11.3%
Other Services	-13.3%	-49.7%	-44.5%	-68.4%	-36.0%	-56.1%
Lodging, Food Svcs	-16.9%	42.7%	32.1%	-7.7%	44.4%	10.9%
Telecom	10.4%	15.6%	35.9%	7.2%	44.4%	11.2%
Manufacturing	-11.6%	7.1%	128.0%	38.5%	-74.7%	-82.0%
All Others	-60.5%	84.1%	0.6%	161.3%	128.4%	31.9%
<b>TOTAL COLLECTIONS</b>	<b>-17.7%</b>	<b>-8.3%</b>	<b>-5.3%</b>	<b>-16.4%</b>	<b>-6.2%</b>	<b>-20.6%</b>

\* Ranked by Current + Prior YTD Collections

Mar 20, 2025 - Apr 16, 2025

**ESD#5 Operating Funds (Checking Account)**

Date	Deposit(Credits)	Checks(Debits)	Balance	Notes	Check #
3/20/2025			\$391,394.75	Opening Balance	
3/20/2025	\$4,318.16		\$395,712.91	BCAD Tax Payment	
3/31/2025	\$6,195.70		\$401,908.61	BCAD Tax Payment	
3/31/2025	\$17.69		\$401,926.30	Interest Deposit	
			\$401,926.30		
4/11/2025	\$15,750.55		\$417,676.85	Sales & Use Tax for MAR	
			\$417,676.85		
4/16/2025		\$405.00	\$417,271.85	ELBVFD PROJECT Sta-1 Electrical	1518
4/16/2025		\$6,045.36	\$411,226.49	ELBVFD PROJECT ZOLL AED replacem	1519
4/16/2025		\$7,000.00	\$404,226.49	ORW ELBVFD Audit period 9/30/2024	1520
4/16/2025		\$6,011.00	\$398,215.49	ORW BCESD-5 Audit period 9/30/2024	1521
			\$398,215.49		
			\$398,215.49		
4/16/2025	\$26,282.10	\$19,461.36	\$398,215.49	Ending Balance	

**Retained Revenue (Money Market Account)**

Date	Deposit(Credits)	Checks(Debits)	Balance	Notes	Check #
3/20/2025			\$275,891.69	Opening Balance	
3/31/2025	\$117.16		\$276,008.85	Interest Deposit	
			\$276,008.85		
			\$276,008.85		
4/16/2025	\$117.16		\$276,008.85	Ending Balance	

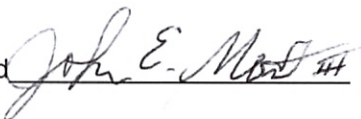
**Retained Revenue Allocations**

Date	Purpose	Amount	Balance	Notes	Status
3/20/2025	CASH SAFE-D 6-mo Resv	\$25,000.00	\$25,000.00	Cash Portion SAFE-D 9-mo resv	
	CASH New Equip Fund	\$251,008.85	\$276,008.85	Cash Portion New Equip + SAFE-D	
			\$276,008.85		
	CD SAFE-D Interest	\$1,213.65	\$277,222.50	+ CD Quarterly Interest Paid	
	CD SAFE-D 6 month fund	\$103,621.62	\$380,844.12	Balance after SAFE-D 6 month	Mature Mar 20,2026
4/16/2025			\$380,844.12	Ending Balance (CD + MM)	

Signed John Minto

Date 4/16/2025

2025 BCAD Estimated Property Taxes		\$ 512,806,052	\$ 379,742	BCAD Collection is @ 98.21% \$368242.14		
BCESD#5 FY-2024/2025 Budget Approved				2024-08-28		
Expenses through 2025-04-16		SUT Funds	Budget	Expenses	Variance	%
Category		FY-2025	FY-2025	FY-2025		
VFD PAYMENTS			\$ 184,950	\$138,712.50	\$46,237.50	75.00%
NEW EQUIPMENT FUND		\$ 95,000	\$ 120,000		\$120,000.00	0.00%
INFRASTRUCTURE MAINTENANCE		\$ 20,000	\$ 75,000	\$8,350.36	\$66,649.64	11.13%
ESD SPECIAL PROJECTS			\$ 70,000	\$695.98	\$69,304.02	0.99%
AUDITING			\$ 12,000	\$13,011.00	(\$1,011.00)	108.43%
APPRAISAL DISTRICT FEES			\$ 6,100	\$6,096.20	\$3.80	99.94%
AWARDS/RECOGNITION/DINNER			\$ 5,000	\$3,620.34	\$1,379.66	72.41%
BOARD MEMBER TRAINING/TRAVEL			\$ 4,500		\$4,500.00	0.00%
COMMUNITY OUTREACH			\$ 4,000		\$4,000.00	0.00%
LEGAL FEES			\$ 3,000		\$3,000.00	0.00%
GENERAL ADMINISTRATIVE			\$ 3,000	\$52.00	\$2,948.00	1.73%
MEMBERSHIPS			\$ 1,700	\$1,681.25	\$18.75	98.90%
INSURANCE			\$ 1,200	\$991.00	\$209.00	82.58%
OFFICE EQUIPMENT & SUPPLIES			\$ 1,000	\$18.56	\$981.44	1.86%
CONTINGENCY FUND/RETAINED REVENUE			\$ 3,142		\$3,142.00	0.00%
POST OFFICE BOX & SAFE DEPOSIT BOX RENTAL			\$ 150	\$182.00	(\$32.00)	121.33%
CAPITAL EQUIPMENT PAYMENTS			\$ -		\$0.00	
VFD BURNET COUNTY FUND REPLACEMENT			\$ -		\$0.00	
DEBT RETIREMENT			\$ -		\$0.00	
RENT			\$ -		\$0.00	
<b>TOTAL:</b>		\$ 115,000	\$ 494,742	\$173,411.19	\$321,330.81	35.05%

Signed  #4

Date 4/16/2025

Apr 17, 2025 - May 21, 2025

**ESD#5 Operating Funds (Checking Account)**

Date	Deposit(Credits)	Checks(Debits)	Balance	Notes	Check #
4/17/2025			\$398,215.49	Opening Balance	
4/21/2025	\$2,056.75		\$400,272.24	BCAD Tax Payment	
5/6/2025	\$1,018.51		\$401,290.75	BCAD Tax Payment	
4/30/2025	\$16.61		\$401,307.36	Interest Deposit	
			\$401,307.36		
5/9/2025	\$24,111.83		\$425,419.19	Sales & Use Tax for APR	
5/14/2025		\$120,000.00	\$305,419.19	New Equipment xfer to MM	
5/21/2025		\$2,500.00	\$302,919.19	HdL consulting fee annual	1522
5/21/2025		\$1,426.36	\$301,492.83	ELBVFD Secure drop box	1523
			\$301,492.83		
			\$301,492.83		
			\$301,492.83		
			\$301,492.83		
5/21/2025	\$27,203.70	\$123,926.36	\$301,492.83	Ending Balance	

**Retained Revenue (Money Market Account)**

Date	Deposit(Credits)	Checks(Debits)	Balance	Notes	Check #
4/17/2025			\$276,008.85	Opening Balance	
4/30/2025	\$191.69		\$276,200.54	Interest Deposit	
5/14/2025	\$120,000.00		\$396,200.54	New Equipment xfer from OpFunds	
			\$396,200.54		
5/21/2025	\$120,191.69		\$396,200.54	Ending Balance	


**Retained Revenue Allocations**

Date	Purpose	Amount	Balance	Notes	Status
4/17/2025	CASH SAFE-D 6-mo Resv	\$25,000.00	\$25,000.00	Cash Portion SAFE-D 9-mo resv	
	CASH New Equip Fund	\$371,200.54	\$396,200.54	Cash Portion New Equip + SAFE-D	
			\$396,200.54		
	CD SAFE-D Interest		\$396,200.54	+ CD Quarterly Interest Paid	
	CD SAFE-D 6 month fund	\$104,835.27	\$501,035.81	Balance after SAFE-D 6 month	Mature Mar 20,2026
5/21/2025			\$501,035.81	Ending Balance	

Signed *John E. Marton*

Date 2025/05/21

2025 BCAD Estimated Property Taxes		\$ 512,806,052	\$ 379,742	BCAD Collection is @ 99.03% \$371317.4		
BCESD#5 FY-2024/2025 Budget Approved				2024-08-28		
Expenses through 2025-05-21		SUT Funds	Budget	Expenses	Variance	%
Category		FY-2025	FY-2025	FY-2025		
VFD PAYMENTS			\$ 184,950	\$138,712.50	\$46,237.50	75.00%
NEW EQUIPMENT FUND	\$ 95,000	\$ 120,000	\$120,000.00	\$0.00	\$0.00	100.00%
INFRASTRUCTURE MAINTENANCE	\$ 20,000	\$ 75,000	\$9,776.72	\$65,223.28	\$65,223.28	13.04%
ESD SPECIAL PROJECTS		\$ 70,000	\$695.98	\$69,304.02	\$69,304.02	0.99%
AUDITING		\$ 12,000	\$13,011.00	(\$1,011.00)	(\$1,011.00)	108.43%
APPRAISAL DISTRICT FEES		\$ 6,100	\$6,096.20	\$3.80	\$3.80	99.94%
AWARDS/RECOGNITION/DINNER		\$ 5,000	\$3,620.34	\$1,379.66	\$1,379.66	72.41%
BOARD MEMBER TRAINING/TRAVEL		\$ 4,500		\$4,500.00	\$4,500.00	0.00%
COMMUNITY OUTREACH		\$ 4,000		\$4,000.00	\$4,000.00	0.00%
LEGAL FEES		\$ 3,000		\$3,000.00	\$3,000.00	0.00%
GENERAL ADMINISTRATIVE		\$ 3,000	\$2,552.00	\$448.00	\$448.00	85.07%
MEMBERSHIPS		\$ 1,700	\$1,681.25	\$18.75	\$18.75	98.90%
INSURANCE		\$ 1,200	\$991.00	\$209.00	\$209.00	82.58%
OFFICE EQUIPMENT & SUPPLIES		\$ 1,000	\$18.56	\$981.44	\$981.44	1.86%
CONTINGENCY FUND/RETAINED REVENUE		\$ 3,142		\$3,142.00	\$3,142.00	0.00%
POST OFFICE BOX & SAFE DEPOSIT BOX RENTAL		\$ 150	\$182.00	(\$32.00)	(\$32.00)	121.33%
CAPITAL EQUIPMENT PAYMENTS		\$ -		\$0.00	\$0.00	
VFD BURNET COUNTY FUND REPLACEMENT		\$ -		\$0.00	\$0.00	
DEBT RETIREMENT		\$ -		\$0.00	\$0.00	
RENT		\$ -		\$0.00	\$0.00	
<b>TOTAL:</b>	\$ 115,000	\$ 494,742	\$297,337.55	\$197,404.45	\$197,404.45	60.10%

Signed 

Date 2025/05/21

May 22, 2025 - Jun 18, 2025

**ESD#5 Operating Funds (Checking Account)**

Date	Deposit(Credits)	Checks(Debits)	Balance	Notes	Check #
5/22/2025			\$301,492.83	Opening Balance	
5/21/2025	\$1,644.00		\$303,136.83	BCAD Tax Payment	
6/5/2025	\$3,874.98		\$307,011.81	BCAD Tax Payment	
5/31/2025	\$14.84		\$307,026.65	Interest Deposit	
			\$307,026.65		
6/13/2025	\$24,040.57		\$331,067.22	Sales & Use Tax for MAY	
6/18/2025		\$46,237.50	\$284,829.72	ELBVFD 4th qtr payment	1524
			\$284,829.72		
			\$284,829.72		
			\$284,829.72		
			\$284,829.72		
			\$284,829.72		
6/18/2025	\$29,574.39	\$46,237.50	\$284,829.72	Ending Balance	

**Retained Revenue (Money Market Account)**

Date	Deposit(Credits)	Checks(Debits)	Balance	Notes	Check #
5/22/2025			\$396,200.54	Opening Balance	
5/31/2025	\$279.07		\$396,479.61	Interest Deposit	
			\$396,479.61		
			\$396,479.61		
6/18/2025	\$279.07		\$396,479.61	Ending Balance	

**Retained Revenue Allocations**

Date	Purpose	Amount	Balance	Notes	Status
5/22/2025	CASH SAFE-D 6-mo Resv	\$25,000.00	\$25,000.00	Cash Portion SAFE-D 9-mo resv	
	CASH New Equip Fund	\$371,479.61	\$396,479.61	Cash Portion New Equip + SAFE-D	
			\$396,479.61		
	CD SAFE-D Interest		\$396,479.61	+ CD Quarterly Interest Paid	
	CD SAFE-D 6 month fund	\$104,835.27	\$501,314.88	Balance after SAFE-D 6 month	Mature Mar 20,2026
6/18/2025			\$501,314.88	Ending Balance	

Signed 

Date 2025/06/18

Jun 19, 2025 - Jul 16, 2025

**ESD#5 Operating Funds (Checking Account)**


Date	Deposit(Credits)	Checks(Debits)	Balance	Notes	Check #
6/19/2025			\$284,829.72	Opening Balance	
6/20/2025	\$2,541.23		\$287,370.95	BCAD Tax Payment	
7/7/2025	\$782.21		\$288,153.16	BCAD Tax Payment	
6/30/2025	\$12.53		\$288,165.69	Interest Deposit	
			\$288,165.69		
7/11/2025	\$24,366.01		\$312,531.70	Sales & Use Tax for JUN	
			\$312,531.70		
7/16/2025		\$75.00	\$312,456.70	JEM reimb for Safe Deposit	1525
7/16/2025		\$13,812.84	\$298,643.86	ELBVFD project sta-elec/Foam	1526
7/16/2025		\$1,800.00	\$296,843.86	AirMed Care (24 slots total)	1527
			\$296,843.86		
			\$296,843.86		
			\$296,843.86		
7/16/2025	\$27,701.98	\$15,687.84	\$296,843.86	Ending Balance	

**Retained Revenue (Money Market Account)**

Date	Deposit(Credits)	Checks(Debits)	Balance	Notes	Check #
6/19/2025			\$396,479.61	Opening Balance	
6/30/2025	\$309.58		\$396,789.19	Interest Deposit	
			\$396,789.19		
			\$396,789.19		
7/16/2025	\$309.58		\$396,789.19	Ending Balance	

**Retained Revenue Allocations**

Date	Purpose	Amount	Balance	Notes	Status
6/19/2025	CASH SAFE-D 6-mo Resv	\$25,000.00	\$25,000.00	Cash Portion SAFE-D 9-mo resv	
	CASH New Equip Fund	\$371,789.19	\$396,789.19	Cash Portion New Equip + SAFE-D	
			\$396,789.19		
6/20/2025	CD SAFE-D Interest	\$1,056.97	\$397,846.16	+ CD Quarterly Interest Paid	
	CD SAFE-D 6 month fund	\$104,835.27	\$502,681.43	Balance after SAFE-D 6 month	Mature Mar 20,2026
7/16/2025			\$502,681.43	Ending Balance	

Signed 

Date 2025/07/16

2025 BCAD Estimated Property Taxes

\$ 512,806,052 \$ 379,742


BCAD Collection is @ 101.39% \$380159.82

**BCESD#5 FY-2024/2025 Budget Approved 2024-08-28**

Rev 1.0 2024-08-28

<i>Expenses through 2025-07-16</i>	SUT Funds	Budget	Expenses	Variance	%
Category	FY-2025	FY-2025	FY-2025		
VFD PAYMENTS		\$ 184,950	\$184,950.00	\$0.00	100.00%
NEW EQUIPMENT FUND	\$ 95,000	\$ 120,000	\$120,000.00	\$0.00	100.00%
INFRASTRUCTURE MAINTENANCE	\$ 20,000	\$ 75,000	\$23,589.56	\$51,410.44	31.45%
ESD SPECIAL PROJECTS		\$ 70,000	\$695.98	\$69,304.02	0.99%
AUDITING		\$ 12,000	\$13,011.00	(\$1,011.00)	108.43%
APPRAISAL DISTRICT FEES		\$ 6,100	\$6,096.20	\$3.80	99.94%
AWARDS/RECOGNITION/DINNER		\$ 5,000	\$3,620.34	\$1,379.66	72.41%
BOARD MEMBER TRAINING/TRAVEL		\$ 4,500		\$4,500.00	0.00%
COMMUNITY OUTREACH		\$ 4,000		\$4,000.00	0.00%
LEGAL FEES		\$ 3,000		\$3,000.00	0.00%
GENERAL ADMINISTRATIVE		\$ 3,000	\$2,552.00	\$448.00	85.07%
MEMBERSHIPS		\$ 1,700	\$3,481.25	(\$1,781.25)	204.78%
INSURANCE		\$ 1,200	\$991.00	\$209.00	82.58%
OFFICE EQUIPMENT & SUPPLIES		\$ 1,000	\$18.56	\$981.44	1.86%
CONTINGENCY FUND/RETAINED REVENUE		\$ 3,142		\$3,142.00	0.00%
POST OFFICE BOX & SAFE DEPOSIT BOX RENTAL		\$ 150	\$257.00	(\$107.00)	171.33%
CAPITAL EQUIPMENT PAYMENTS		\$ -		\$0.00	
VFD BURNET COUNTY FUND REPLACEMENT		\$ -		\$0.00	
DEBT RETIREMENT		\$ -		\$0.00	
RENT		\$ -		\$0.00	
<b>TOTAL:</b>	\$ 115,000	\$ 494,742	\$359,262.89	\$135,479.11	72.62%

Signed



Date

2025/07/16

2026 BCAD Estimated Property Taxes

\$ 520,768,976

\$ 0.0748

\$ 385,640

BCAD Collection is @ 0% \$0

**BCESD#5 FY-2025/2026 Budget PRELIMINARY**

Rev 0.3 2025-07-13

<i>Expenses through 2025-07-16</i>	SUT Funds	Budget	Budget	Expenses	Variance	%
Category	FY-2026	FY-2025	FY-2026	FY-2026		
VFD PAYMENTS		\$ 184,950	\$ 184,950		\$184,950.00	0.00%
NEW EQUIPMENT FUND	\$ 95,000	\$ 120,000	\$ 120,000		\$120,000.00	0.00%
INFRASTRUCTURE MAINTENANCE	\$ 20,000	\$ 75,000	\$ 75,000		\$75,000.00	0.00%
ESD SPECIAL PROJECTS		\$ 70,000	\$ 70,000		\$70,000.00	0.00%
AUDITING		\$ 12,000	\$ 14,000		\$14,000.00	0.00%
APPRAISAL DISTRICT FEES		\$ 6,100	\$ 6,300		\$6,300.00	0.00%
AWARDS/RECOGNITION/DINNER		\$ 5,000	\$ 5,000		\$5,000.00	0.00%
BOARD MEMBER TRAINING/TRAVEL		\$ 4,500	\$ 4,500		\$4,500.00	0.00%
COMMUNITY OUTREACH		\$ 4,000	\$ 4,000		\$4,000.00	0.00%
MEMBERSHIPS		\$ 1,700	\$ 3,600		\$3,600.00	0.00%
CONTINGENCY FUND/RETAINED REVENUE		\$ 3,142	\$ 2,640		\$2,640.00	0.00%
LEGAL FEES		\$ 3,000	\$ 3,000		\$3,000.00	0.00%
GENERAL ADMINISTRATIVE		\$ 3,000	\$ 5,300		\$5,300.00	0.00%
INSURANCE		\$ 1,200	\$ 1,200		\$1,200.00	0.00%
OFFICE EQUIPMENT & SUPPLIES		\$ 1,000	\$ 1,000		\$1,000.00	0.00%
POST OFFICE BOX & SAFE DEPOSIT BOX RENTAL		\$ 150	\$ 150		\$150.00	0.00%
CAPITAL EQUIPMENT PAYMENTS		\$ -	\$ -		\$0.00	
VFD BURNET COUNTY FUND REPLACEMENT		\$ -	\$ -		\$0.00	
DEBT RETIREMENT		\$ -	\$ -		\$0.00	
RENT		\$ -	\$ -		\$0.00	
<b>TOTAL:</b>	\$ 115,000	\$ 494,742	\$ 500,640	\$0.00	\$500,640.00	0.00%

Signed



Date

2025/07/16

Jul 17, 2025 - Aug 20, 2025

**ESD#5 Operating Funds (Checking Account)**


Date	Deposit(Credits)	Checks(Debits)	Balance	Notes	Check #
7/17/2025			\$296,843.86	Opening Balance	
7/21/2025	\$491.87		\$297,335.73	BCAD Tax Payment	
8/6/2025	\$1,887.96		\$299,223.69	BCAD Tax Payment	
7/31/2025	\$12.63		\$299,236.32	Interest Deposit	
			\$299,236.32		
8/8/2025	\$21,767.18		\$321,003.50	Sales & Use Tax for JUL	
			\$321,003.50		
8/20/2025		\$134.11	\$320,869.39	JEM reimburse for Blk Toner	1528
8/20/2025		\$9,084.76	\$311,784.63	ELBVFD Project Plumbing, DACO	1529
8/20/2025		\$300.00	\$311,484.63	Burns Anderson Jury & Brenner	1530
			\$311,484.63		
			\$311,484.63		
			\$311,484.63		
8/20/2025	\$24,159.64	\$9,518.87	\$311,484.63	Ending Balance	

**Retained Revenue (Money Market Account)**

Date	Deposit(Credits)	Checks(Debits)	Balance	Notes	Check #
7/17/2025			\$396,789.19	Opening Balance	
7/31/2025	\$320.15		\$397,109.34	Interest Deposit	
			\$397,109.34		
			\$397,109.34		
8/20/2025	\$320.15		\$397,109.34	Ending Balance	

**Retained Revenue Allocations**

Date	Purpose	Amount	Balance	Notes	Status
7/17/2025	CASH SAFE-D 6-mo Resv	\$25,000.00	\$25,000.00	Cash Portion SAFE-D 9-mo resv	
	CASH New Equip Fund	\$372,109.34	\$397,109.34	Cash Portion New Equip + SAFE-D	
			\$397,109.34		
	CD SAFE-D Interest		\$397,109.34	+ CD Quarterly Interest Paid	
	CD SAFE-D 6 month fund	\$105,892.24	\$503,001.58	Balance after SAFE-D 6 month	Mature Mar 20,2026
8/20/2025			\$503,001.58	Ending Balance	

Signed 

Date 8/20/2025

2026 BCAD Estimated Property Taxes --> \$ 533,920,720 \$ 0.0739 \$ 394,567 BCAD Collection is @ 0% \$0

**BCESD#5 FY-2025/2026 Budget PRELIMINARY (NNR)** Rev 0.6 2025-08-05

Expenses through 2025-07-16	SUT Funds	Budget	Budget	Expenses	Variance	%	Account
Category	FY-2026	FY-2025	FY-2026	FY-2026			
VFD PAYMENTS		\$ 184,950	\$ 207,300	\$184,950.00	\$22,350.00	89.22%	7010
NEW EQUIPMENT FUND	\$ 95,000	\$ 120,000	\$ 120,000	\$120,000.00	\$0.00	100.00%	9840
INFRASTRUCTURE MAINTENANCE	\$ 20,000	\$ 75,000	\$ 75,000	\$75,000.00	\$0.00	100.00%	7021
ESD SPECIAL PROJECTS		\$ 70,000	\$ 60,000	\$70,000.00	(\$10,000.00)	116.67%	7022
AUDITING		\$ 12,000	\$ 14,000	\$12,000.00	\$2,000.00	85.71%	7520
APPRAISAL DISTRICT FEES		\$ 6,100	\$ 6,300	\$6,100.00	\$200.00	96.83%	7540
GENERAL ADMINISTRATIVE		\$ 3,000	\$ 5,300	\$3,000.00	\$2,300.00	56.60%	8500
AWARDS/RECOGNITION/DINNER		\$ 5,000	\$ 5,000	\$5,000.00	\$0.00	100.00%	7040
BOARD MEMBER TRAINING/TRAVEL		\$ 4,500	\$ 4,500	\$4,500.00	\$0.00	100.00%	8300
MEMBERSHIPS		\$ 1,700	\$ 3,600	\$1,700.00	\$1,900.00	47.22%	8530
COMMUNITY OUTREACH		\$ 4,000	\$ 3,000	\$4,000.00	(\$1,000.00)	133.33%	7020
LEGAL FEES		\$ 3,000	\$ 3,000	\$3,000.00	\$0.00	100.00%	7530
INSURANCE		\$ 1,200	\$ 1,200	\$1,200.00	\$0.00	100.00%	8520
OFFICE EQUIPMENT & SUPPLIES		\$ 1,000	\$ 1,000	\$1,000.00	\$0.00	100.00%	8100
CONTINGENCY FUND/RETAINED REVENUE		\$ 3,142	\$ 217	\$3,142.00	(\$2,925.00)	1447.93%	9830
POST OFFICE BOX & SAFE DEPOSIT BOX RENTAL		\$ 150	\$ 150	\$150.00	\$0.00	100.00%	8150
CAPITAL EQUIPMENT PAYMENTS		\$ -	\$ -		\$0.00		2770
VFD BURNET COUNTY FUND REPLACEMENT		\$ -	\$ -		\$0.00		7011
DEBT RETIREMENT		\$ -	\$ -		\$0.00		2771
RENT		\$ -	\$ -		\$0.00		8210
<b>TOTAL:</b>	\$ 115,000	\$ 494,742	\$ 509,567	\$494,742.00	\$14,825.00	97.09%	

Under/(Over) Revenue \$ -

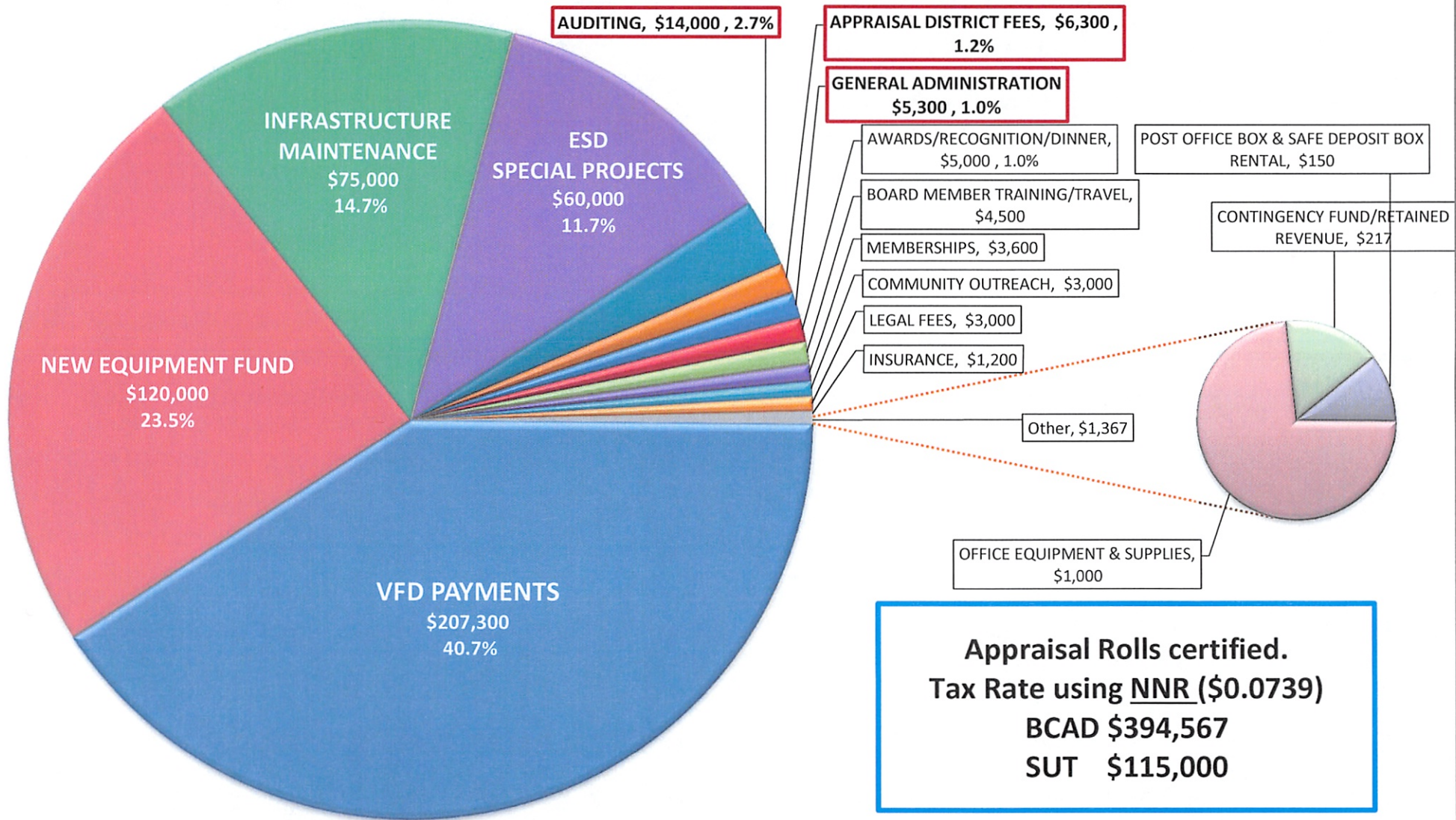
**SUT REMAINING Allocations Forever --> \$58,279.74**

2.997% For comparison to prior years budget...

Signed \_\_\_\_\_

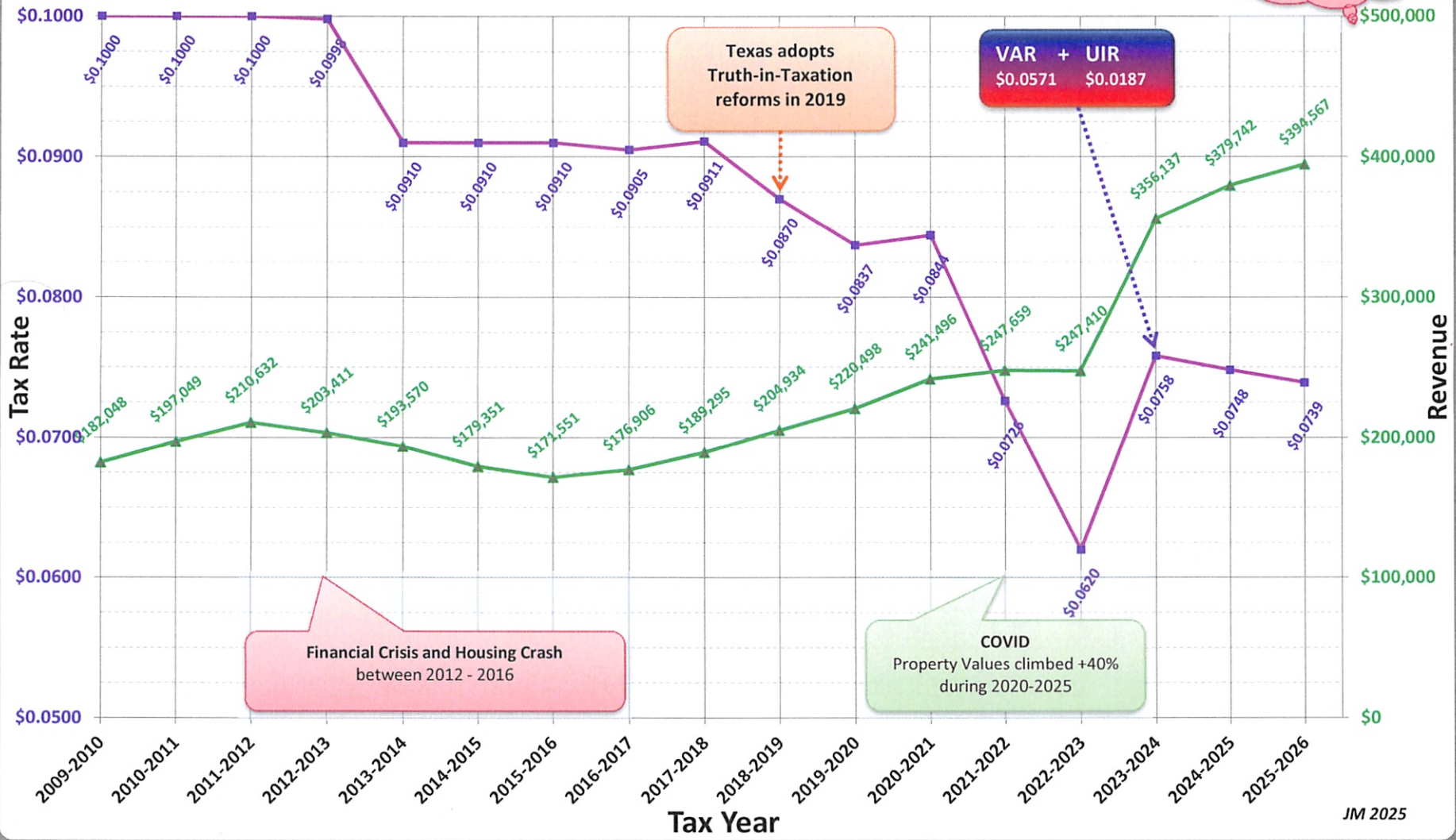
Date \_\_\_\_\_

# FY-2025/2026 Budget Line Items for Burnet County ESD-5




# Burnet County ESD-5 BCAD Taxrate per \$100 Valuation -vs- Revenue

Small Taxing Unit  
\$ limit  
\$500,000



2025 BCAD Estimated Property Taxes		\$ 512,806,052	\$ 379,742	BCAD Collection is @ 102.02% \$382539.65	
BCESD#5 FY-2024/2025 Budget Approved				2024-08-28	
Expenses through 2025-08-20				Rev 1.0 2024-08-28	
Category	SUT Funds FY-2025	Budget FY-2025	Expenses FY-2025	Variance	%
VFD PAYMENTS		\$ 184,950	\$184,950.00	\$0.00	100.00%
NEW EQUIPMENT FUND	\$ 95,000	\$ 120,000	\$120,000.00	\$0.00	100.00%
INFRASTRUCTURE MAINTENANCE	\$ 20,000	\$ 75,000	\$32,674.32	\$42,325.68	43.57%
ESD SPECIAL PROJECTS		\$ 70,000	\$695.98	\$69,304.02	0.99%
AUDITING		\$ 12,000	\$13,011.00	(\$1,011.00)	108.43%
APPRAISAL DISTRICT FEES		\$ 6,100	\$6,096.20	\$3.80	99.94%
AWARDS/RECOGNITION/DINNER		\$ 5,000	\$3,620.34	\$1,379.66	72.41%
BOARD MEMBER TRAINING/TRAVEL		\$ 4,500		\$4,500.00	0.00%
COMMUNITY OUTREACH		\$ 4,000		\$4,000.00	0.00%
LEGAL FEES		\$ 3,000	\$300.00	\$2,700.00	10.00%
GENERAL ADMINISTRATIVE		\$ 3,000	\$2,552.00	\$448.00	85.07%
MEMBERSHIPS		\$ 1,700	\$3,481.25	(\$1,781.25)	204.78%
INSURANCE		\$ 1,200	\$991.00	\$209.00	82.58%
OFFICE EQUIPMENT & SUPPLIES		\$ 1,000	\$152.67	\$847.33	15.27%
CONTINGENCY FUND/RETAINED REVENUE		\$ 3,142		\$3,142.00	0.00%
POST OFFICE BOX & SAFE DEPOSIT BOX RENTAL		\$ 150	\$257.00	(\$107.00)	171.33%
CAPITAL EQUIPMENT PAYMENTS		\$ -		\$0.00	
VFD BURNET COUNTY FUND REPLACEMENT		\$ -		\$0.00	
DEBT RETIREMENT		\$ -		\$0.00	
RENT		\$ -		\$0.00	
<b>TOTAL:</b>	\$ 115,000	\$ 494,742	\$368,781.76	\$125,960.24	74.54%

Signed 

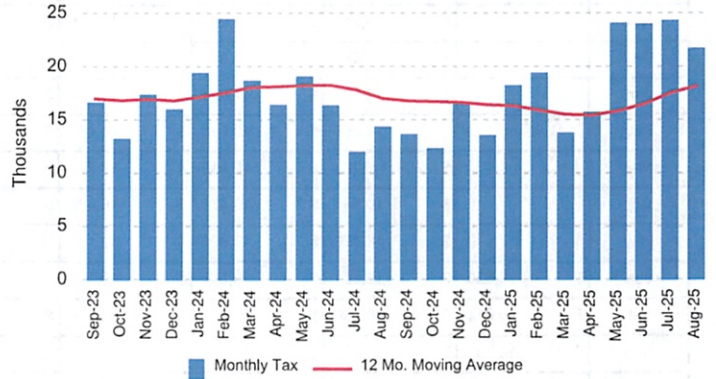
Date 8/20/2025

### SALES TAX SNAPSHOT Burnet Co ESD 5 Aug-25

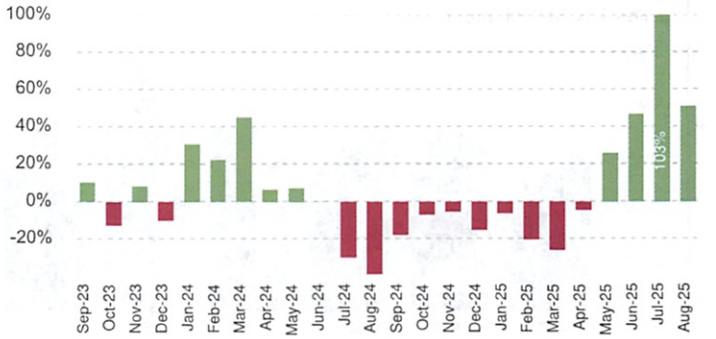
#### Sales Tax Net Payments

FY Mo.	FY2024	FY2025	YoY % Change
Oct	\$ 13,283	\$ 12,379	-6.8%
Nov	\$ 17,445	\$ 16,506	-5.4%
Dec	\$ 16,024	\$ 13,585	-15.2%
Jan	\$ 19,462	\$ 18,266	-6.1%
Feb	\$ 24,481	\$ 19,467	-20.5%
Mar	\$ 18,733	\$ 13,834	-26.2%
Apr	\$ 16,473	\$ 15,751	-4.4%
May	\$ 19,137	\$ 24,112	26.0%
Jun	\$ 16,385	\$ 24,041	46.7%
Jul	\$ 12,027	\$ 24,366	102.6%
Aug	\$ 14,417	\$ 21,767	51.0%
Sep	\$ 13,707		
<b>FYTD</b>	<b>\$ 187,866</b>	<b>\$ 204,073</b>	<b>8.6%</b>
<b>FY Total</b>	<b>\$ 201,573</b>		

#### Sales Tax Net Payments Trend



#### Sales Tax Net Payments Change - YoY



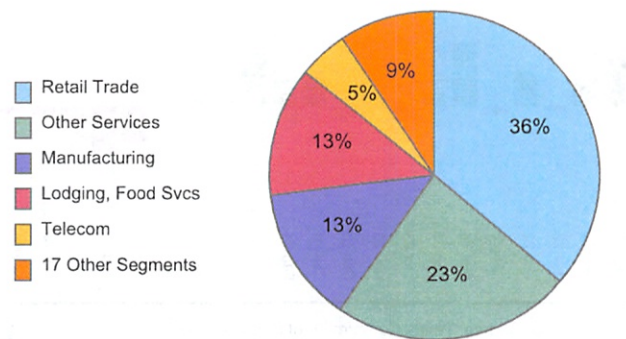
#### Top 10 Taxpayers

Rank	Company	FYTD Collections	% Total
1	RICKY L SALEM		
2	AMAZON.COM SERVICES LLC (MARKETPLACE)		
3	EAGLE MOUNTAIN RANCH LTD.		
4	BUCHANAN SEPTIC TANKS INC.		
5	AMAZON.COM SERVICES LLC		
6	RRM-CLM SERVICES LLC		
7	PEDERNALES ELECTRIC COOPERATIVE INC.		
8	APPLE INC.		
9	ROSELL BARAK ASBILL		
10	EBAY INC.		
<b>Top 10 Companies</b>		<b>\$ 154,425</b>	<b>74.1%</b>
1493 Other Large Companies		\$ 49,438	23.7%
Small Companies/Other		\$ 4,270	2.0%
Single Local Tax Rate (SLT)		\$ 269	0.1%
<b>Total</b>		<b>\$ 208,402</b>	<b>100.0%</b>

#### Industry Segment Collections Trend - YoY % Chg

SEGMENT	Mar	Apr	May	Jun	Jul	Aug
Retail Trade	3.3%	-6.9%	20.2%	4.4%	1.2%	29.7%
Other Services	-77.3%	-72.2%	-74.0%	-43.6%	331.4%	31.3%
Manufacturing	339.1%	505.5%	1928.8%	1350.7%	1472.8%	1093.7%
Lodging, Food Svcs	16.1%	40.7%	2.4%	-8.0%	21.0%	-12.0%
Telecom	20.9%	78.6%	8.7%	9.2%	7.6%	-20.1%
All Others	41.3%	-11.4%	-22.2%	21.1%	50.3%	13.2%
<b>Total Collections</b>	<b>-26.5%</b>	<b>-3.6%</b>	<b>26.6%</b>	<b>46.5%</b>	<b>94.1%</b>	<b>52.2%</b>

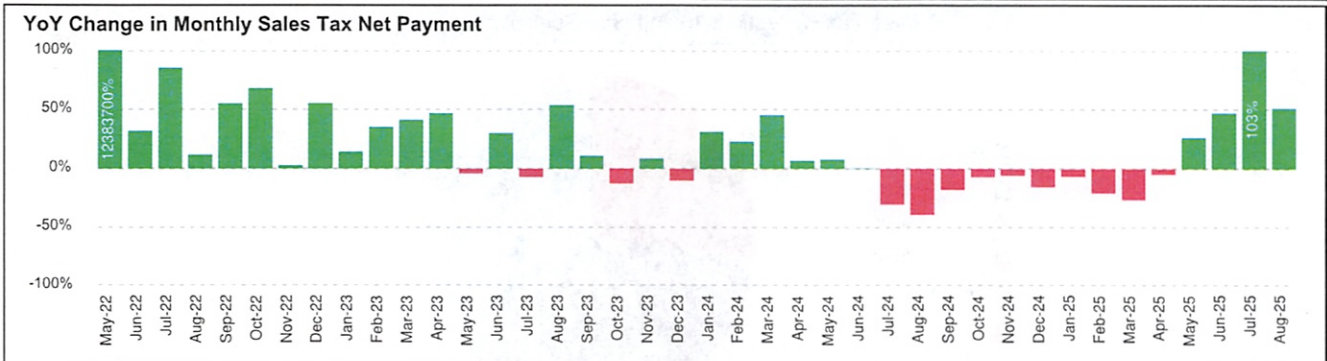
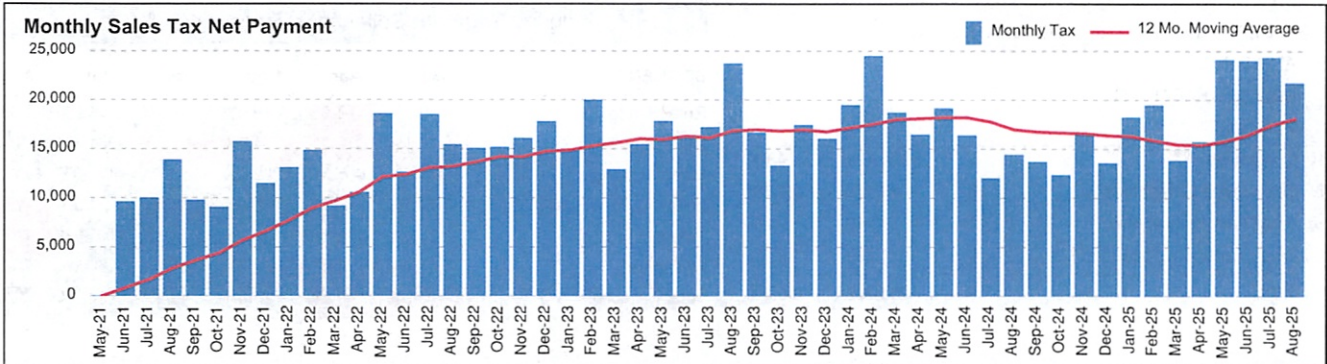
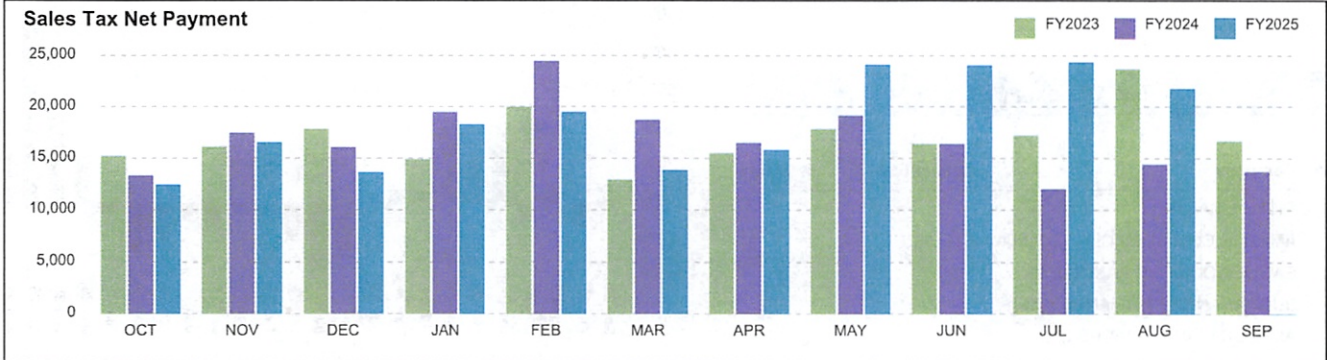
#### Sales Tax Collections by Industry Segment



### Burnet Co ESD 5 - Sales Tax Net Payment Trend

	FISCAL YEAR				
	2021	2022	2023	2024	2025
Oct		\$ 9,060	\$ 15,199	\$ 13,283	\$ 12,379
Nov		\$ 15,742	\$ 16,099	\$ 17,445	\$ 16,506
Dec		\$ 11,486	\$ 17,805	\$ 16,024	\$ 13,585
Jan		\$ 13,086	\$ 14,881	\$ 19,462	\$ 18,266
Feb		\$ 14,867	\$ 19,998	\$ 24,481	\$ 19,467
Mar		\$ 9,183	\$ 12,918	\$ 18,733	\$ 13,834
Apr		\$ 10,581	\$ 15,471	\$ 16,473	\$ 15,751
May	\$ 0	\$ 18,576	\$ 17,829	\$ 19,137	\$ 24,112
Jun	\$ 9,620	\$ 12,631	\$ 16,368	\$ 16,385	\$ 24,041
Jul	\$ 10,014	\$ 18,536	\$ 17,231	\$ 12,027	\$ 24,366
Aug	\$ 13,881	\$ 15,448	\$ 23,709	\$ 14,417	\$ 21,767
Sep	\$ 9,762	\$ 15,094	\$ 16,665	\$ 13,707	
<b>YEAR</b>	<b>\$ 43,278</b>	<b>\$ 164,290</b>	<b>\$ 204,173</b>	<b>\$ 201,573</b>	<b>\$ 204,073</b>
<b>YoY Change</b>		<b>279.6%</b>	<b>24.3%</b>	<b>-1.3%</b>	<b>na</b>

Change: FY '25/'24			
Month		Year-to-Date	
\$	%	\$	YTD %
\$ (904)	-6.8%	\$ (904)	-6.8%
\$ (939)	-5.4%	\$ (1,842)	-6.0%
\$ (2,438)	-15.2%	\$ (4,281)	-9.2%
\$ (1,195)	-6.1%	\$ (5,476)	-8.3%
\$ (5,014)	-20.5%	\$ (10,490)	-11.6%
\$ (4,900)	-26.2%	\$ (15,390)	-14.1%
\$ (723)	-4.4%	\$ (16,112)	-12.8%
\$ 4,975	26.0%	\$ (11,138)	-7.7%
\$ 7,656	46.7%	\$ (3,482)	-2.2%
\$ 12,339	102.6%	\$ 8,857	5.1%
\$ 7,351	51.0%	\$ 16,208	8.6%



**Burnet Co ESD 5**  
**TOP 30 COMPANIES RANK and CHANGE SUMMARY**  
**Aug-25**

Fiscal Year: Oct-Sep

Rank*	Company	NAICS Key	Prior	Current	Change \$	Change %	Current
			Fiscal YTD Sales Tax Collections	Fiscal YTD Sales Tax Collections			Fiscal YTD % Total Collections
1	RICKY L SALEM	23					
2	AMAZON.COM SERVICES LLC (MARKETPLACE)	9					
3	EAGLE MOUNTAIN RANCH LTD.	22					
4	BUCHANAN SEPTIC TANKS INC.	5					
5	AMAZON.COM SERVICES LLC	9					
6	RRM-CLM SERVICES LLC	9					
7	PEDERNALES ELECTRIC COOPERATIVE INC.	3					
8	APPLE INC.	5					
9	ROSELL BARAK ASBILL	23					
10	EBAY INC.	9					
<b>TOP 10 LARGE** COMPANIES</b>			<b>147,044</b>	<b>154,425</b>	<b>7,381</b>	<b>5.0%</b>	<b>74.1%</b>
11	BROAD STREET ENDEAVORS LLC	9					
12	CELLCO PARTNERSHIP DBA VERIZON WIRELESS	12					
13	GOPI GROUP LLC	22					
14	NORMAN E TYLER	18					
15	SPIDER MOUNTAIN DEVELOPMENT GROUP LLC	22					
16	NEW CINGULAR WIRELESS PCS LLC	12					
17	WASTE MANAGEMENT OF TEXAS INC.	18					
18	DISH NETWORK L.L.C.	12					
19	JONATHAN S VERNON	18					
20	VANISHING TEXAS TOURS INC.	10					
21	RAPID MACHINING SERVICES LLC	5					
22	AQUA SPHERE INC.	8					
23	DOM'S TRAILER REPAIR LLC	23					
24	FRONTIER SOUTHWEST INCORPORATED	12					
25	SIRIUS XM RADIO INC.	12					
26	POWERS HOLDINGS INC	5					
27	MICROSOFT CORPORATION	11					
28	WHATNOT INC.	11					
29	T-MOBILE WEST LLC	12					
30	IRON BALUSTER INC	9					
<b>TOP 30 LARGE COMPANIES</b>			<b>170,865</b>	<b>183,058</b>	<b>12,193</b>	<b>7.1%</b>	<b>87.8%</b>
<b>TOP 100 LARGE COMPANIES</b>			<b>180,766</b>	<b>195,252</b>	<b>14,487</b>	<b>8.0%</b>	<b>93.7%</b>
<b>1,402 OTHER LARGE COMPANIES</b>			<b>8,061</b>	<b>8,611</b>	<b>550</b>	<b>6.8%</b>	<b>4.1%</b>
<b>SMALL COMPANIES \&amp; OTHER</b>			<b>868</b>	<b>2,003</b>	<b>1,135</b>	<b>130.8%</b>	<b>1.0%</b>
<b>SINGLE LOCAL TAX RATE COLLECTIONS (SLT)</b>			<b>1,964</b>	<b>2,536</b>	<b>572</b>	<b>29.1%</b>	<b>1.2%</b>
<b>TOTAL COLLECTIONS</b>			<b>191,658</b>	<b>208,402</b>	<b>16,744</b>	<b>8.7%</b>	<b>100.0%</b>
<b>STATE COMPTROLLER FEES</b>			<b>3,792</b>	<b>4,328</b>	<b>536</b>	<b>14.1%</b>	<b>2.1%</b>
<b>NET PAYMENTS</b>			<b>187,866</b>	<b>204,073</b>	<b>16,208</b>	<b>8.6%</b>	<b>97.9%</b>

\* Ranked by Total of Last Fiscal Year + Current Fiscal YTD

\*\* Businesses whose detailed sales tax data is available

©2025  
All Rights Reserved

**Burnet Co ESD 5  
INDUSTRY SEGMENT RANK & CHANGE  
Aug-25**

Fiscal Year: Oct-Sep

INDUSTRY SEGMENT*	% Total Current YTD Collections	Prior Fiscal YTD Sales Tax Collections	Current Fiscal YTD Sales Tax Collections	Change	
				\$	%
Retail Trade	36.6%	66,313	74,626	8,313	12.5%
Other Services	14.2%	62,218	28,972	(33,246)	-53.4%
Manufacturing	21.4%	10,049	43,543	33,494	333.3%
Lodging, Food Svcs	12.9%	23,163	26,228	3,065	13.2%
Telecom	5.0%	8,506	10,114	1,608	18.9%
<b>Top 5</b>	<b>90.0%</b>	<b>170,248</b>	<b>183,482</b>	<b>13,234</b>	<b>7.8%</b>
Admin, Support, Waste Mgmt	2.7%	7,503	5,409	(2,094)	-27.9%
Utilities	2.6%	4,804	5,222	418	8.7%
Wholesale Trade	1.1%	2,419	2,228	(191)	-7.9%
Information excl. Telecom	1.5%	1,193	3,002	1,809	151.6%
Transportation, Warehousing	1.0%	915	1,945	1,029	112.4%
Construction	0.7%	554	1,490	936	169.1%
Real Estate, Rental, Leasing	0.2%	670	420	(249)	-37.2%
Prof, Scientific, Tech Svcs	0.2%	418	491	73	17.4%
Financial, Insurance	0.1%	50	109	58	116.5%
Ag, Forestry, Fishing, Hunting	0.0%	63	13	(50)	-79.4%
Education Services	0.0%	11	18	7	66.8%
Unidentified	0.0%	7	20	13	186.0%
Recreation, Arts, Entmt	0.0%	7	14	7	103.1%
Public Admin	0.0%				0.0%
Mining, Oil/Gas Extr	0.0%				0.0%
Health Care, Social Assistance	0.0%				0.0%
Company, Enterprise Mgmt	0.0%	(36)	0	36	-100.9%
<b>All Other</b>	<b>10.0%</b>	<b>18,578</b>	<b>20,381</b>	<b>1,803</b>	<b>9.7%</b>
<b>TOTAL COLLECTIONS</b>	<b>100.0%</b>	<b>188,826</b>	<b>203,863</b>	<b>15,037</b>	<b>8.0%</b>

INDUSTRY SEGMENT	% Change from same month Prior Year					
	Mar	Apr	May	Jun	Jul	Aug
Retail Trade	3.3%	-6.9%	20.2%	4.4%	1.2%	29.7%
Other Services	-77.3%	-72.2%	-74.0%	-43.6%	331.4%	31.3%
Manufacturing	339.1%	505.5%	1928.8%	1350.7%	1472.8%	1093.7%
Lodging, Food Svcs	16.1%	40.7%	2.4%	-8.0%	21.0%	-12.0%
Telecom	20.9%	78.6%	8.7%	9.2%	7.6%	-20.1%
All Others	41.3%	-11.4%	-22.2%	21.1%	50.3%	13.2%
<b>TOTAL COLLECTIONS</b>	<b>-26.5%</b>	<b>-3.6%</b>	<b>26.6%</b>	<b>46.5%</b>	<b>94.1%</b>	<b>52.2%</b>

\* Ranked by Current + Prior YTD Collections

Aug 21, 2025 - Sep 17, 2025

**ESD#5 Operating Funds (Checking Account)**

Date	Deposit(Credits)	Checks(Debits)	Balance	Notes	Check #
8/21/2025			\$311,484.63	Opening Balance	
8/21/2025	\$1,114.61		\$312,599.24	BCAD Tax Payment	
9/5/2025	\$354.01		\$312,953.25	BCAD Tax Payment	
8/31/2025	\$13.06		\$312,966.31	Interest Deposit	
8/21/2025		\$15,000.00	\$297,966.31	Project for 4562 refurb/upgrade	1531
9/13/2025	\$32,370.80		\$330,337.11	Sales & Use Tax for AUG	
9/17/2025		\$11,708.10	\$318,629.01	Project invoice for Med supplies	1532
9/17/2025		\$51,825.00	\$266,804.01	ELBVFD 1st Qtr EARLY Payment FY-26	1533
			\$266,804.01		
			\$266,804.01		
			\$266,804.01		
			\$266,804.01		
9/17/2025	\$33,852.48	\$78,533.10	\$266,804.01	Ending Balance	

**Retained Revenue (Money Market Account)**

Date	Deposit(Credits)	Checks(Debits)	Balance	Notes	Check #
8/21/2025			\$397,109.34	Opening Balance	
8/31/2025	\$320.41		\$397,429.75	Interest Deposit	
			\$397,429.75		
			\$397,429.75		
9/17/2025	\$320.41		\$397,429.75	Ending Balance	

**Retained Revenue Allocations**

Date	Purpose	Amount	Balance	Notes	Status
8/21/2025	CASH SAFE-D 6-mo Resv	\$25,000.00	\$25,000.00	Cash Portion SAFE-D 9-mo resv	
	CASH New Equip Fund	\$372,429.75	\$397,429.75	Cash Portion New Equip + SAFE-D	
			\$397,429.75		
	CD SAFE-D Interest		\$397,429.75	+ CD Quarterly Interest Paid	
	CD SAFE-D 6 month fund	\$100,000.00	\$497,429.75	Balance after SAFE-D 6 month	Mature Mar 20,2026
9/17/2025			\$497,429.75	Ending Balance	

Signed John Musto


Date 9/17/2025

2025 BCAD Estimated Property Taxes \$ 512,806,052 \$ 379,742 BCAD Collection is @ 102.41% \$384008.27

**BCESD#5 FY-2024/2025 Budget Approved 2024-08-28**

Rev 1.0 2024-08-28

Expenses through 2025-09-17	SUT Funds	Budget	Expenses	Variance	%
Category	FY-2025	FY-2025	FY-2025		
VFD PAYMENTS		\$ 184,950	\$184,950.00	\$0.00	100.00%
NEW EQUIPMENT FUND	\$ 95,000	\$ 120,000	\$120,000.00	\$0.00	100.00%
INFRASTRUCTURE MAINTENANCE	\$ 20,000	\$ 75,000	\$59,382.42	\$15,617.58	79.18%
ESD SPECIAL PROJECTS		\$ 70,000	\$695.98	\$69,304.02	0.99%
AUDITING		\$ 12,000	\$13,011.00	(\$1,011.00)	108.43%
APPRAISAL DISTRICT FEES		\$ 6,100	\$6,096.20	\$3.80	99.94%
AWARDS/RECOGNITION/DINNER		\$ 5,000	\$3,620.34	\$1,379.66	72.41%
BOARD MEMBER TRAINING/TRAVEL		\$ 4,500		\$4,500.00	0.00%
COMMUNITY OUTREACH		\$ 4,000		\$4,000.00	0.00%
LEGAL FEES		\$ 3,000	\$300.00	\$2,700.00	10.00%
GENERAL ADMINISTRATIVE		\$ 3,000	\$2,552.00	\$448.00	85.07%
MEMBERSHIPS		\$ 1,700	\$3,481.25	(\$1,781.25)	204.78%
INSURANCE		\$ 1,200	\$991.00	\$209.00	82.58%
OFFICE EQUIPMENT & SUPPLIES		\$ 1,000	\$152.67	\$847.33	15.27%
CONTINGENCY FUND/RETAINED REVENUE		\$ 3,142		\$3,142.00	0.00%
POST OFFICE BOX & SAFE DEPOSIT BOX RENTAL		\$ 150	\$257.00	(\$107.00)	171.33%
CAPITAL EQUIPMENT PAYMENTS		\$ -		\$0.00	
VFD BURNET COUNTY FUND REPLACEMENT		\$ -		\$0.00	
DEBT RETIREMENT		\$ -		\$0.00	
RENT		\$ -		\$0.00	
<b>TOTAL:</b>	\$ 115,000	\$ 494,742	\$395,489.86	\$99,252.14	79.94%

Signed 

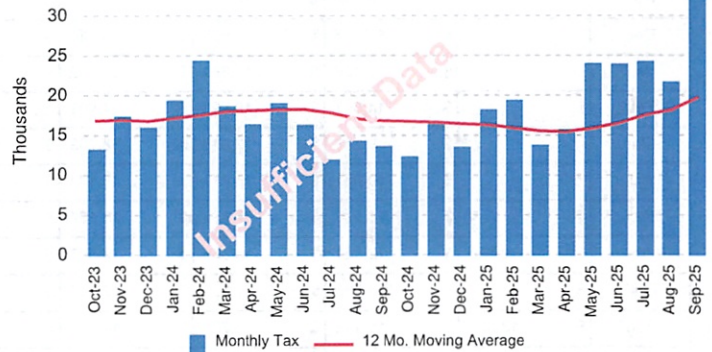
Date 9/17/2025

### SALES TAX SNAPSHOT Burnet Co ESD 5 Sep-25

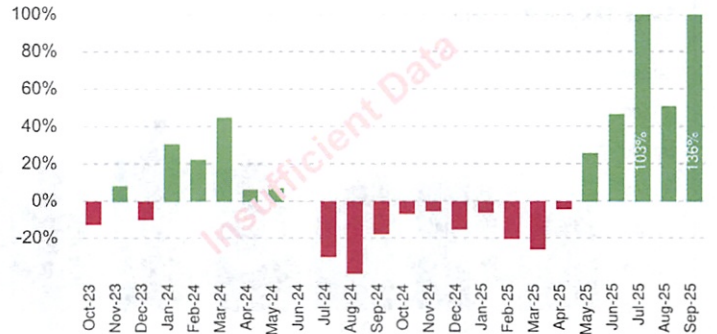
#### Sales Tax Net Payments

FY Mo.	FY2024	FY2025	YoY % Change
Oct	\$ 13,283	\$ 12,379	-6.8%
Nov	\$ 17,445	\$ 16,506	-5.4%
Dec	\$ 16,024	\$ 13,585	-15.2%
Jan	\$ 19,462	\$ 18,266	-6.1%
Feb	\$ 24,481	\$ 19,467	-20.5%
Mar	\$ 18,733	\$ 13,834	-26.2%
Apr	\$ 16,473	\$ 15,751	-4.4%
May	\$ 19,137	\$ 24,112	26.0%
Jun	\$ 16,385	\$ 24,041	46.7%
Jul	\$ 12,027	\$ 24,366	102.6%
Aug	\$ 14,417	\$ 21,767	51.0%
Sep	\$ 13,707	\$ 32,371	136.2%
<b>FYTD</b>	<b>\$ 201,573</b>	<b>\$ 236,444</b>	<b>17.3%</b>
<b>FY Total</b>	<b>\$ 201,573</b>		

#### Sales Tax Net Payments Trend



#### Sales Tax Net Payments Change - YoY



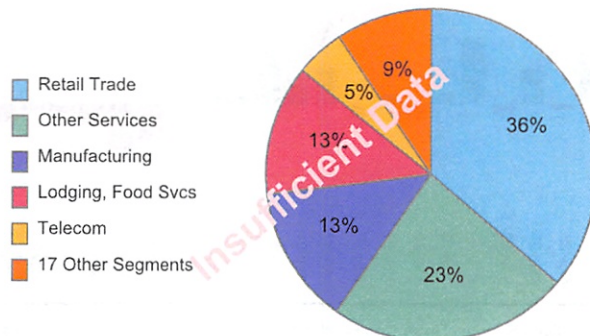
#### Top 10 Taxpayers

Rank	Company	FYTD Collections	% Total
1	RICKY L SALEM		
2	AMAZON.COM SERVICES LLC (MARKETPLACE)		
3	EAGLE MOUNTAIN RANCH LTD.		
4	BUCHANAN SEPTIC TANKS INC.		
5	AMAZON.COM SERVICES LLC		
6	RRM-CLM SERVICES LLC		
7	PEDERNALES ELECTRIC CO-OPERATIVE INC.		
8	APPLE INC.		
9	ROSHELL BARAK ANDILL		
10	EBAY INC.		
Top 10 Companies		\$ 154,425	63.9%
1493 Other Large Companies		\$ 49,438	20.5%
Small Companies/Other		\$ 37,396	15.5%
Single Local Tax Rate (SLT)		\$ 396	0.2%
Total		\$ 241,655	100.0%

#### Industry Segment Collections Trend - YoY % Chg

SEGMENT	Apr	May	Jun	Jul	Aug	Sep
Retail Trade	-6.9%	20.2%	4.4%	1.2%	29.7%	-100.0%
Other Services	-72.2%	11.0%	-43.6%	331.4%	31.3%	-100.0%
Manufacturing	505.3%	1928.8%	1350.7%	1472.8%	1093.7%	-100.0%
Lodging, Food Svcs	16.7%	2.4%	-8.0%	21.0%	-12.0%	-100.0%
Telecom	78.6%	8.7%	9.2%	7.6%	-20.1%	-100.0%
All Others	-11.4%	-22.2%	21.1%	50.3%	13.2%	-100.0%
Total Collections	-3.6%	26.6%	46.5%	94.1%	52.2%	-100.0%

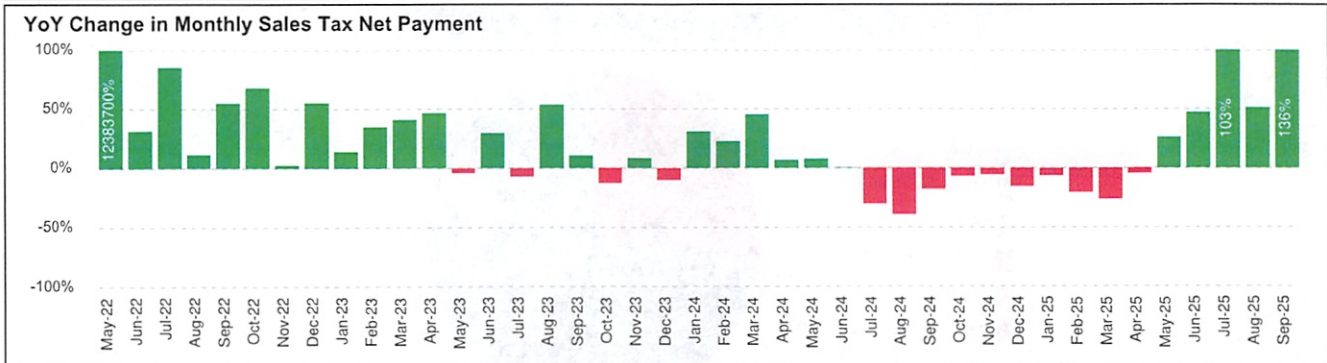
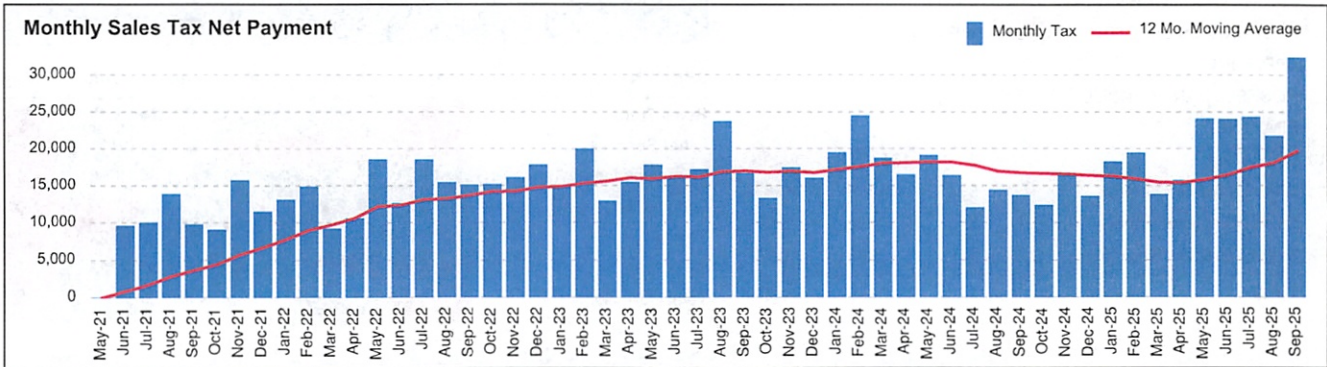
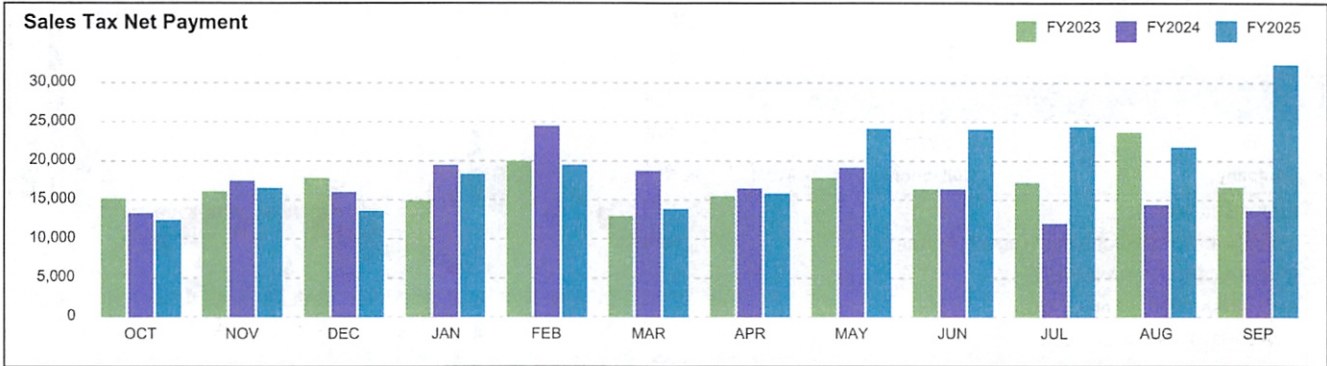
#### Sales Tax Collections by Industry Segment



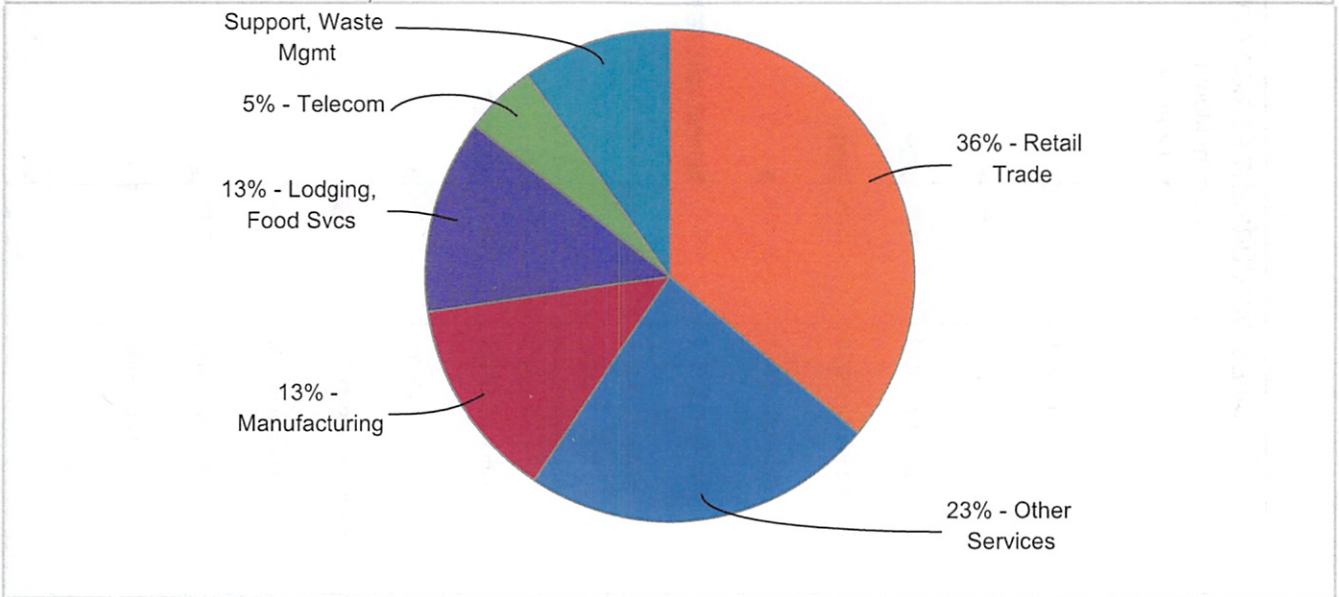
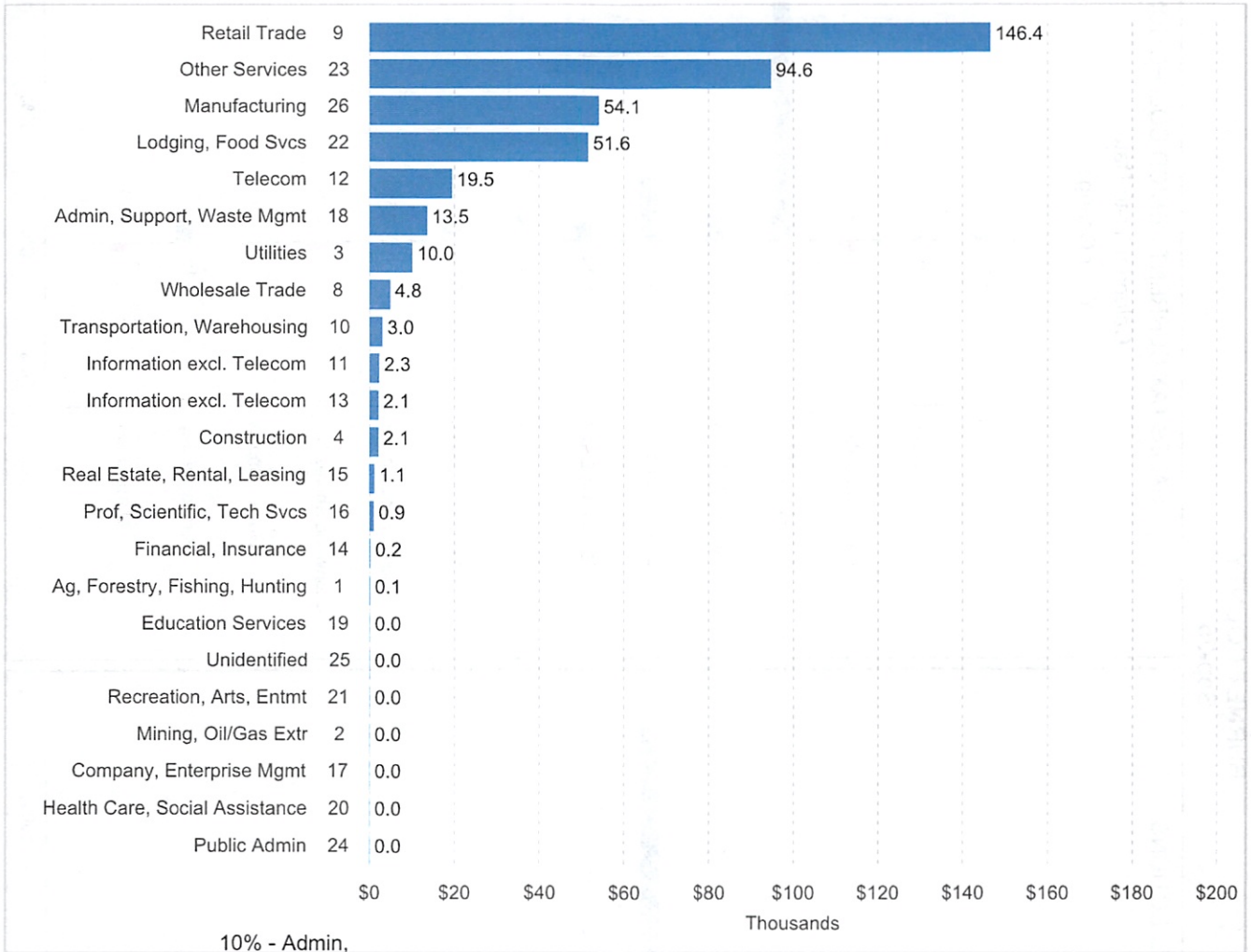
### Burnet Co ESD 5 - Sales Tax Net Payment Trend

	FISCAL YEAR				
	2021	2022	2023	2024	2025
Oct		\$ 9,060	\$ 15,199	\$ 13,283	\$ 12,379
Nov		\$ 15,742	\$ 16,099	\$ 17,445	\$ 16,506
Dec		\$ 11,486	\$ 17,805	\$ 16,024	\$ 13,585
Jan		\$ 13,086	\$ 14,881	\$ 19,462	\$ 18,266
Feb		\$ 14,867	\$ 19,998	\$ 24,481	\$ 19,467
Mar		\$ 9,183	\$ 12,918	\$ 18,733	\$ 13,834
Apr		\$ 10,581	\$ 15,471	\$ 16,473	\$ 15,751
May	\$ 0	\$ 18,576	\$ 17,829	\$ 19,137	\$ 24,112
Jun	\$ 9,620	\$ 12,631	\$ 16,388	\$ 16,385	\$ 24,041
Jul	\$ 10,014	\$ 18,536	\$ 17,231	\$ 12,027	\$ 24,366
Aug	\$ 13,881	\$ 15,448	\$ 23,709	\$ 14,417	\$ 21,767
Sep	\$ 9,762	\$ 15,094	\$ 16,665	\$ 13,707	\$ 32,371
<b>YEAR</b>	<b>\$ 43,278</b>	<b>\$ 164,290</b>	<b>\$ 204,173</b>	<b>\$ 201,573</b>	<b>\$ 236,444</b>
<b>YoY Change</b>		<b>279.6%</b>	<b>24.3%</b>	<b>-1.3%</b>	<b>17.3%</b>

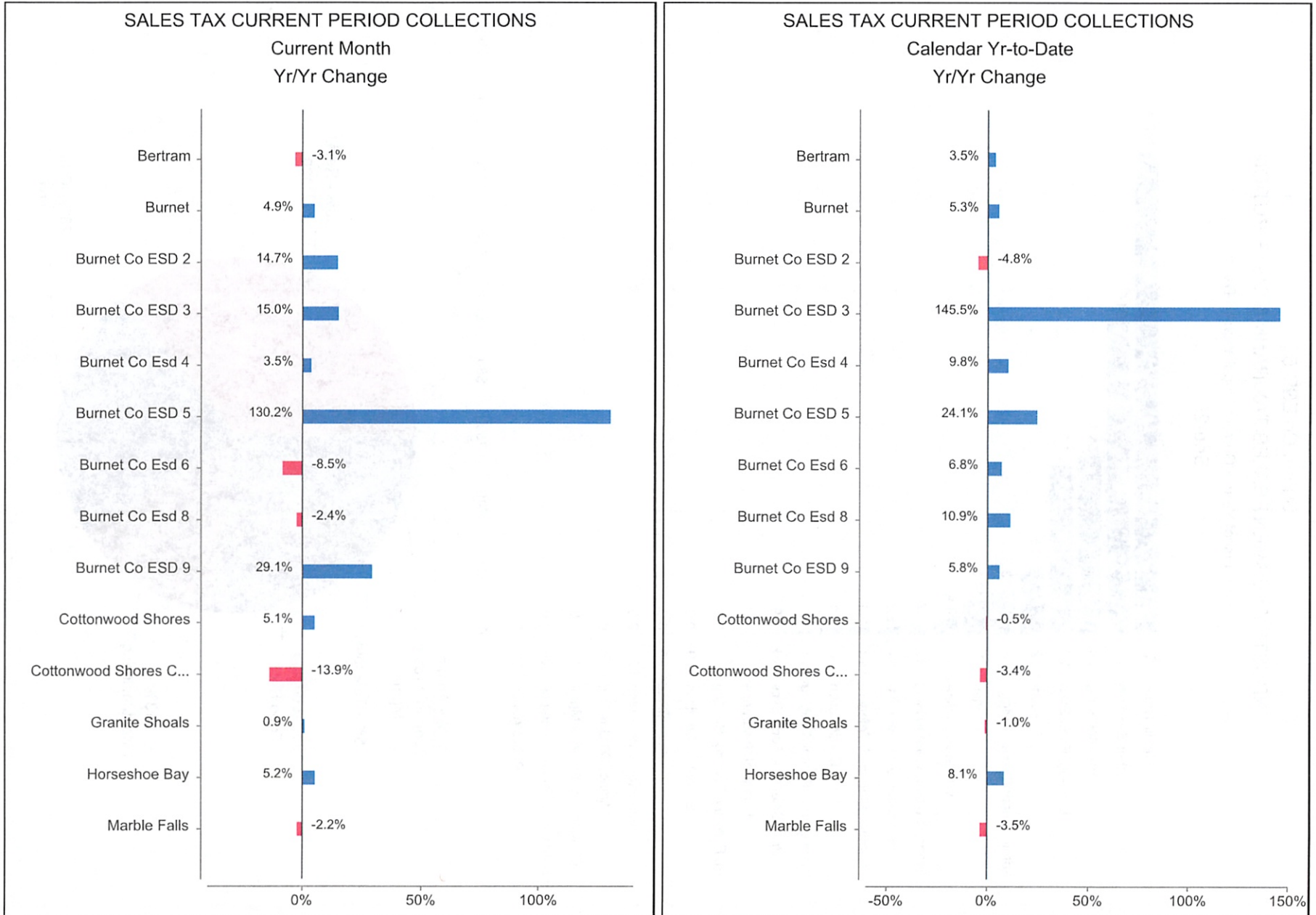
Change: FY '25/'24			
Month		Year-to-Date	
\$	%	\$	YTD %
\$ (904)	-6.8%	\$ (904)	-6.8%
\$ (939)	-5.4%	\$ (1,842)	-6.0%
\$ (2,438)	-15.2%	\$ (4,281)	-9.2%
\$ (1,195)	-6.1%	\$ (5,476)	-8.3%
\$ (5,014)	-20.5%	\$ (10,490)	-11.6%
\$ (4,900)	-26.2%	\$ (15,390)	-14.1%
\$ (723)	-4.4%	\$ (16,112)	-12.8%
\$ 4,975	26.0%	\$ (11,138)	-7.7%
\$ 7,656	46.7%	\$ (3,482)	-2.2%
\$ 12,339	102.6%	\$ 8,857	5.1%
\$ 7,351	51.0%	\$ 16,208	8.6%
\$ 18,664	136.2%	\$ 34,871	17.3%



**Burnet Co ESD 5**  
**INDUSTRY SEGMENT SALES TAX RANK & DISTRIBUTION**  
(Prior Fiscal Year + Current Fiscal Year-to-Date)  
**Sep-25**



HdL Companies  
**SALES TAX TREND**  
**BURNET COUNTY**  
 Sep-25



2025 BCAD Estimated Property Taxes		\$ 512,806,052	\$ 379,742	BCAD Collection is @ 103.19% \$386897.39	
BCESD#5 FY-2024/2025 Budget Approved				2024-08-28	
Rev 1.0 2024-08-28					
Category	SUT Funds FY-2025	Budget FY-2025	Expenses FY-2025	Variance	%
VFD PAYMENTS		\$ 184,950	\$184,950.00	\$0.00	100.00%
NEW EQUIPMENT FUND	\$ 95,000	\$ 120,000	\$120,000.00	\$0.00	100.00%
INFRASTRUCTURE MAINTENANCE	\$ 20,000	\$ 75,000	\$59,382.42	\$15,617.58	79.18%
ESD SPECIAL PROJECTS		\$ 70,000	\$695.98	\$69,304.02	0.99%
AUDITING		\$ 12,000	\$13,011.00	(\$1,011.00)	108.43%
APPRAISAL DISTRICT FEES		\$ 6,100	\$6,096.20	\$3.80	99.94%
AWARDS/RECOGNITION/DINNER		\$ 5,000	\$5,478.34	(\$478.34)	109.57%
BOARD MEMBER TRAINING/TRAVEL		\$ 4,500		\$4,500.00	0.00%
COMMUNITY OUTREACH		\$ 4,000		\$4,000.00	0.00%
LEGAL FEES		\$ 3,000	\$300.00	\$2,700.00	10.00%
GENERAL ADMINISTRATIVE		\$ 3,000	\$2,552.00	\$448.00	85.07%
MEMBERSHIPS		\$ 1,700	\$3,481.25	(\$1,781.25)	204.78%
INSURANCE		\$ 1,200	\$991.00	\$209.00	82.58%
OFFICE EQUIPMENT & SUPPLIES		\$ 1,000	\$152.67	\$847.33	15.27%
CONTINGENCY FUND/RETAINED REVENUE		\$ 3,142	\$3,142.00	\$0.00	100.00%
POST OFFICE BOX & SAFE DEPOSIT BOX RENTAL		\$ 150	\$257.00	(\$107.00)	171.33%
CAPITAL EQUIPMENT PAYMENTS		\$ -		\$0.00	
VFD BURNET COUNTY FUND REPLACEMENT		\$ -		\$0.00	
DEBT RETIREMENT		\$ -		\$0.00	
RENT		\$ -		\$0.00	
<b>TOTAL:</b>	\$ 115,000	\$ 494,742	\$400,489.86	\$94,252.14	80.95%

Signed John E. Montoya

Date 2025-10-15